


PROGRAMA NACIONAL DE INGLÉS

Cuaderno de Actividades





Read and



Circle.



1. What are they?

- a. Advertisements b. Crosswords c. Signs

2. What's the topic about?

- a. Newspaper b. Warnings and prohibitions c. Actions

3. Where can you see them?

- a. At public places b. At home c. At private places

Warnings and Prohibitions Signs



Read,



Label and



Say.



Work Bank

No alcoholic drinks

No camera

No cellphone

No eating or drinking

No pets

No smoking



Read and



Mark.

-The purpose of warning signs is to be visible to prevent any danger or accident.
-Prohibition signs specify actions which are not permitted.

	Yes	No
1. Warning signs are invisible.	<input type="checkbox"/>	<input type="checkbox"/>
2. Warning signs prevent danger.	<input type="checkbox"/>	<input type="checkbox"/>
3. Prohibition signs specify permitted actions.	<input type="checkbox"/>	<input type="checkbox"/>
4. Both signs are visible.	<input type="checkbox"/>	<input type="checkbox"/>
5. Prohibition signs specify not permitted actions.	<input type="checkbox"/>	<input type="checkbox"/>
6. Warning and prohibition signs are triangle or circle shapes.	<input type="checkbox"/>	<input type="checkbox"/>



Look,



and

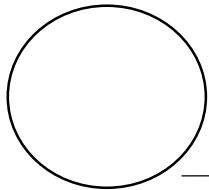



Write.

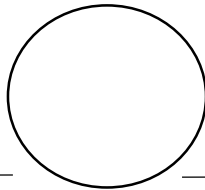
Work Bank

No eating or drinking No camera No cellphone No pets No smoking

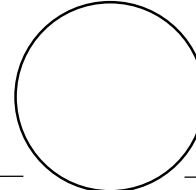

1.



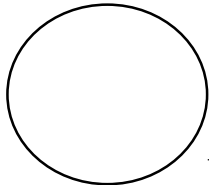

2.




3.



4.



5.



Warnings or Prohibition



Read,



Classify and



Write.

Work Bank

Caution	Don't touch	Flammable	High voltage	No bikes
	No parking	No smoking	Wet floor	

WARNINGS

PROHIBITION

Which sign is it for?



Look,



Guess and



Match.



Kids in the park.



Museum visitors.



Students at school.



Readers in the library.



Workers at job.

a. Caution



b. Don't push



c. Don't speak



d. Don't touch



e. No bikes





Look,



Read and



Complete.

Work Bank

be be careful damage disturb hurt run over think



1. Because you could _____ a classmate.



2. Because visitors could _____ artworks



3. Because workers must _____ and avoid accidents.



4. Because the presence of pets could _____ unsanitary.



5. Because you could _____ the readers with noise.



6. Because you could _____ a person with the bike.



7. Because bankers could _____ that you are a thief.



Read ,



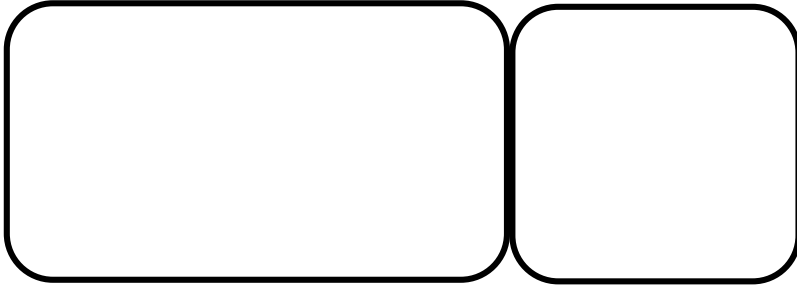
Draw and



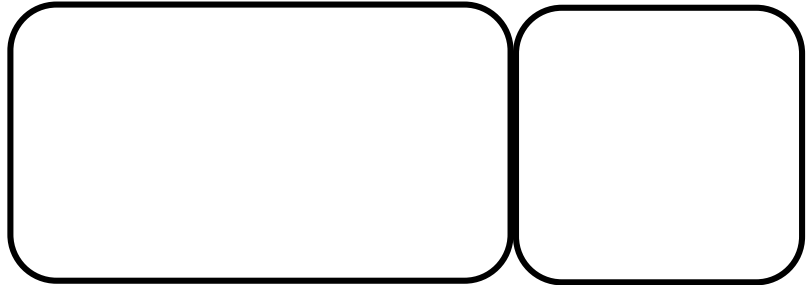
Say .

*Draw the place and the warning or prohibition signs for each one.

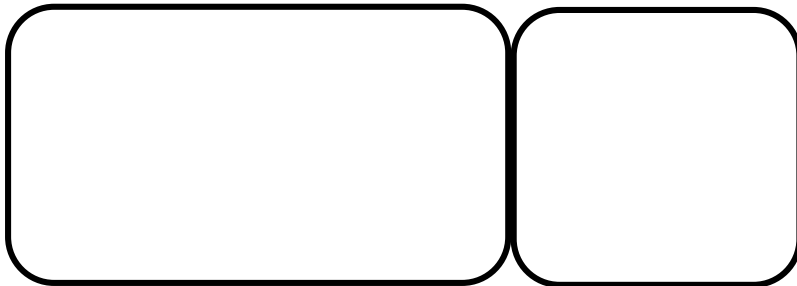
1. Pushing classmates in the classroom is not allowed.



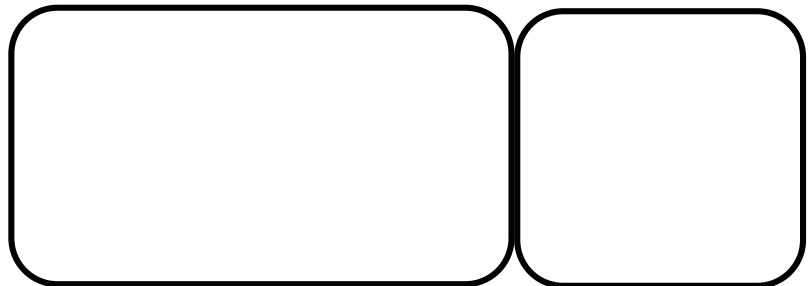
2. Touching artworks in the museum is not allowed.



3. Taking pets to a restaurant is not allowed.



4. Using the cell phone in the bank is not allowed.





Read,



Underline and



Say.

1. If you are in a restaurant with your pet, you must **leave / stay**.



2. If there is a wet socket, **touching / smelling** it is not allowed.



3. If there is a **new / old** building, the owners must warn by caution.



4. If the floor is wet, **walking / swimming** on it is not allowed.



5. If you bring a cell phone to the bank, you must **turn / play** it off.



6. If there is a bike in the park, **walking / riding** it is not safe.



7. If you bring a camera to the museum, **taking / cleaning** pictures is forbidden.





Read ,



Think and



Write .

Work Bank

1. Making a call in the bank.
2. Pushing in the classroom.
3. Riding a bike.
4. Speaking in the library.
5. Touching a wet socket.
6. Walking on a wet floor.

CAUSE



- a. Disturb readers.
- b. Get electrocuted.
- c. Hurt classmates.
- d. Run over a person.
- e. May slip.
- f. Think that your are a thief.

EFFECT



Vocabulary

Activity 11



Look,



Find and



Circle.

P	A	L	L	O	W	E	D	N	O	P
C	R	E	F	G	H	J	K	L	M	U
E	F	O	R	B	I	D	D	E	N	S
L	C	M	H	P	Q	W	R	X	Y	H
L	A	U	E	I	C	F	H	O	P	I
P	L	S	G	A	B	G	K	N	Q	N
H	L	E	H	B	D	I	L	M	R	G
O	I	U	J	C	A	U	T	I	O	N
N	N	M	K	L	O	Q	W	I	X	K
E	G	D	G	N	I	H	C	U	O	T
A	B	C	G	N	I	N	R	A	W	N

Work Bank

ALLOWED

CALLING

CAUTION

CELL PHONE

FORBIDDEN

MUSEUM

PROHIBITION

PUSHING

TOUCHING

WARNING

Warning and Prohibition Signs



Draw,



Color and



Write.

*Draw a warning and a prohibition sign for your school and write a sentence.

WARNING



You could get electrocuted.

WARNING

PROHIBITION



No smoking.

PROHIBITION