

# PROGRAMA NACIONAL DE INGLÉS

## Cuaderno de Actividades



# Find the Buildings



Look,



Read and



Circle.

1.



hospital

bank

museum

2.



fire station

school

hospital

3.



bank

fire station

school

4.



police station

bank

library

5.



bank

museum

supermarket

6.



school

hospital

library

# Complete the Compass



Look,



Cut and



Glue.

1.



3.



2.



4.



## Word Bank



East

North

South

West

# Directions





Look,



Read and




Write.



1. \_\_\_\_\_ 2. \_\_\_\_\_ 3. \_\_\_\_\_



4. \_\_\_\_\_



5. \_\_\_\_\_

## Word Bank

Go straight

In front of

Next to

Turn left

Turn right



Read,



Look and



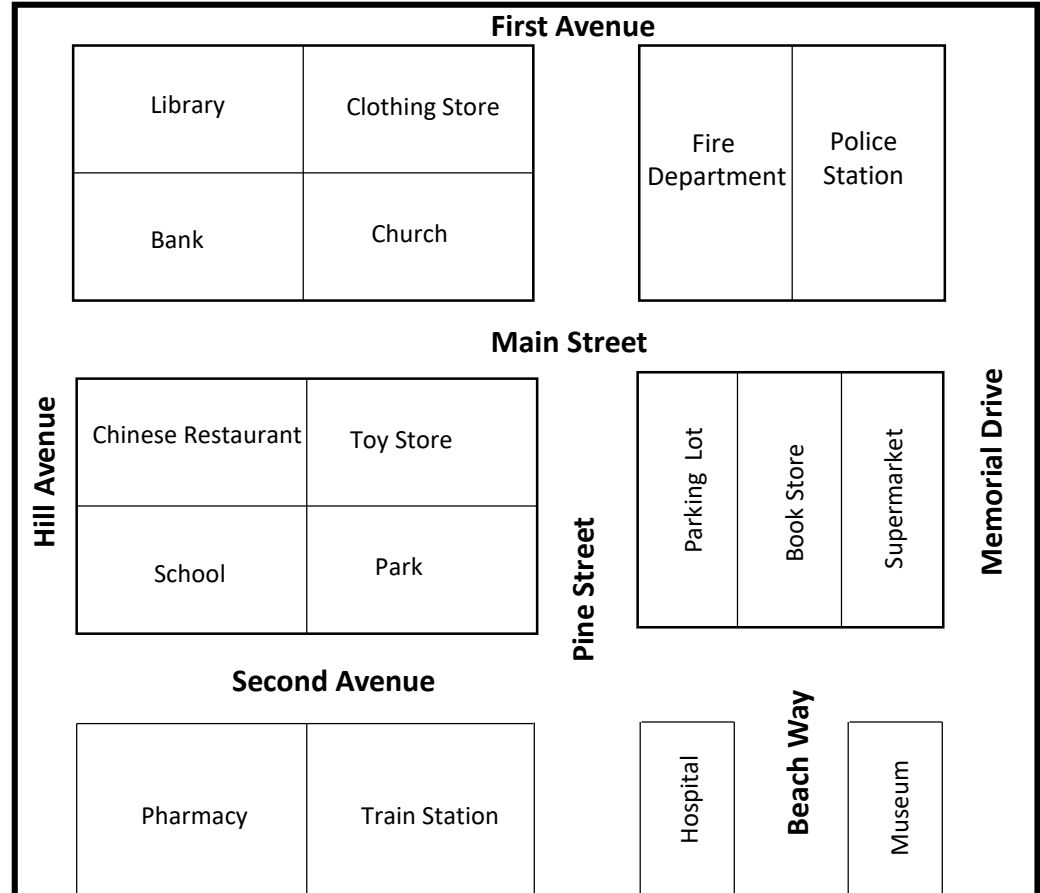
Circle.

# True or False

Activity

4

1. The school is next to the pharmacy. **T/F**
2. The police station is next to the fire department. **T/F**
3. The museum is in front of the supermarket. **T/F**
4. The hospital is in front of the library. **T/F**
5. The park is next to the school. **T/F**





Look,











Read,



Cut and

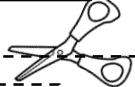





Glue.

	4 <sup>th</sup> Street	
		
	3 <sup>rd</sup> Street	
		
Main Street		Orange Street
	2 <sup>nd</sup> Street	
		
	1 <sup>st</sup> Street	

## Sentence Bank

1. The Bank is next to the Police Station.
2. The Supermarket is on 2<sup>nd</sup> street.
3. The School is in front of the Park.



# My Community

Activity

6



Draw,



Color and



Label.

\*Draw and label your town.

A large, empty rounded rectangular box with a black border, intended for the student to draw and label their town.

# Classify, Asking and Giving Directions



Read and



Write.

## Asking for Directions:

1. \_\_\_\_\_.
2. \_\_\_\_\_.
3. \_\_\_\_\_.
4. \_\_\_\_\_.

## Giving Directions:

5. \_\_\_\_\_.
6. \_\_\_\_\_.
7. \_\_\_\_\_.
8. \_\_\_\_\_.

## Word Bank

Can you tell me...  
Go straight  
How can I get...  
How far...  
Next to  
Turn left  
U turn  
Where is...








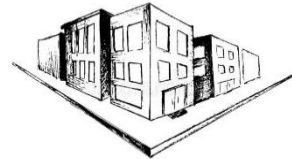
Look



and Circle.


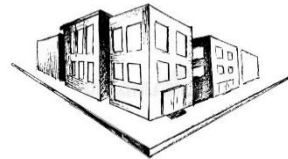

1.

Turn right





2.

On the corner





3.

Go straight



4.

U turn





Look,

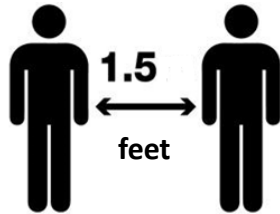


Read and

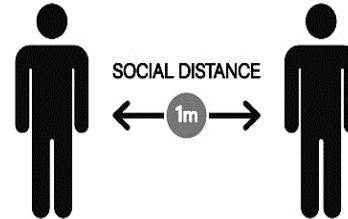


Write.

\*Write the corresponding abbreviation for each picture.



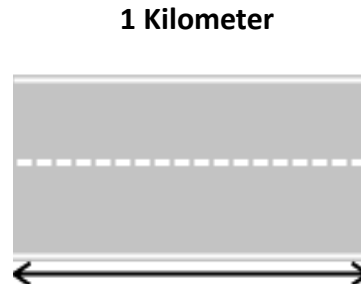
1. \_\_\_\_\_



2. \_\_\_\_\_



3. \_\_\_\_\_



4. \_\_\_\_\_

## Abbreviation Bank

cm	m	km
in		ft
	yd	
	mi	



Look,




Read and



Write.


\*Decide if the mean of transportation in the picture is used on: ground, water or air.



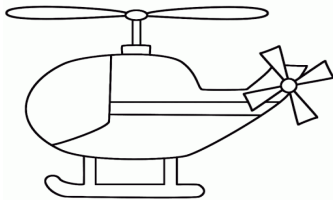
1. Train - \_\_\_\_\_



2. Plane - \_\_\_\_\_



3. Ship - \_\_\_\_\_



4. Helicopter - \_\_\_\_\_



5. Boat - \_\_\_\_\_



6. Car - \_\_\_\_\_

# Complete the Conversation



Look,



Read and



Write.

Excuse me, can you tell me how to get to the \_\_\_\_\_?

Yes, go \_\_\_\_\_ on \_\_\_\_\_ Street and the \_\_\_\_\_ is next to the \_\_\_\_\_.



Pig Street

Dog Street

Hen Street

Cat Street



5th Grade  
Unit 10

# A Quick Guide to Get to the Park

## Final Product

Activity

12



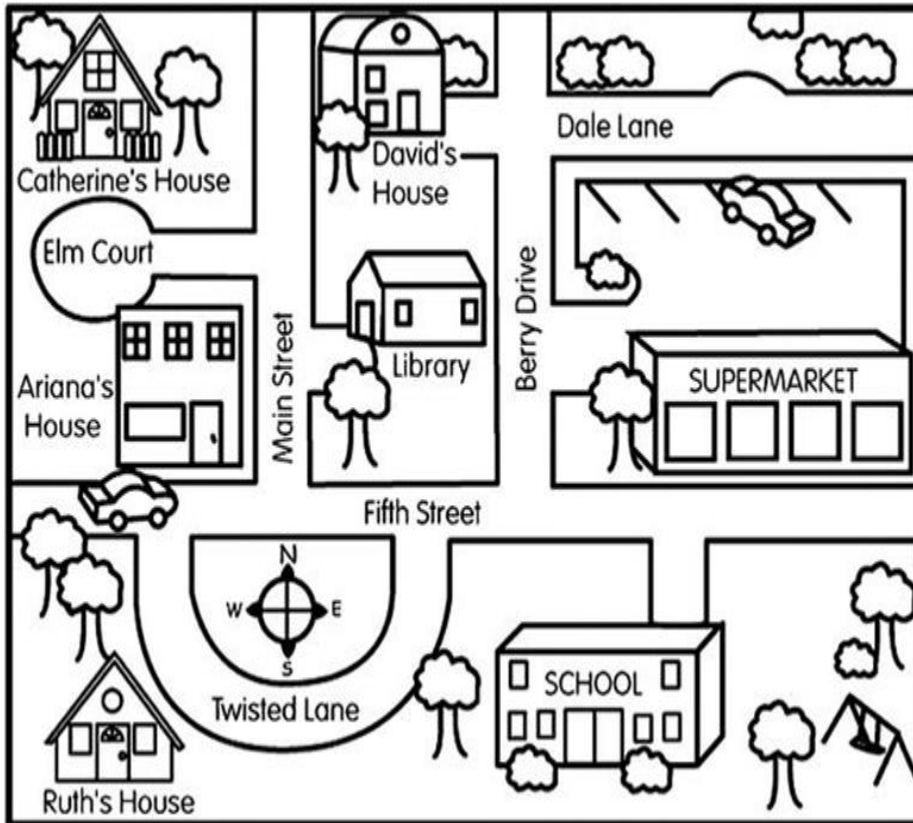
Read,



Look and



Write.



\*Explain how you would get from David's House to the supermarket.

---

---

---

---

---

---

---

---

---

---