

# PROGRAMA NACIONAL DE INGLÉS

## Cuaderno de Actividades





Read,



Write and



Color.

1. Dad, can you help me with the homework?

17  
×11



Sure! I am good at Math.



2. Do you need any help, teacher?



Yes, please. I need to put them back.



# Who can help me?



Look,




Match and



Color.

1.




2.



3.



a)



b)



c)



# Identifies Requests

 Read and  Write.

## Word Bank

Can you help me?	Would you like some help?
Do you need any help?	Would you help me?





Ask for Help	Offer Help
<hr/>	<hr/>
<hr/>	<hr/>

# Let's Think...

 Read,  Write and  Color.

\*Look at the pictures and write two sentences.

Ask for Help	Offer Help
_____ ?	_____ ?
	

# Unscramble the Questions



Read ,



Unscramble ,



Write and



Underline .

\*Read and order the following questions. Underline if they are used to ask for help or to offer help.

1. you?/Could/I/help \_\_\_\_\_

ask for help/  
offer help

2. me?/Would/help/you \_\_\_\_\_

ask for help/  
offer help

3. Can/help/you?/I \_\_\_\_\_

ask for help/  
offer help

4. you/Can /me?/help \_\_\_\_\_

ask for help/  
offer help

5. Do/need/you/help? \_\_\_\_\_

ask for help/  
offer help



# Let's Classify

 Read and  Write.

\*Read the dialogues and write them in the correct box to classify them.

- 1. Do you need any help?
- 2. Could you give me a hand?
- 3. What can I do for you?
- 4. Would you mind helping me out?

Asking for Help	Offering Help
<hr/> <hr/> <hr/>	<hr/> <hr/> <hr/>
<hr/> <hr/> <hr/>	<hr/> <hr/> <hr/>



Read,



Write and



Color.

Thank you!

Yes, please.

Really? Thank  
you.

Of course!

Sure, I  
could/would/can

Sure, no problem!

I  
appreciate  
it!

\*Write two sentences to offer help and answer them using the bubbles.



---

---





\*Look at the pictures and label them using the vocabulary in the Word Bank.

## Word Bank

Answering    Asking for help    Offering help



1.
2.
3.



Read ,



Classify and



Color .

\*Color the expressions to offer help: **green**, the expressions to ask for help: **red** and the answers: **pink**.

1. Do you need any help?	2. Sure, no problem.	3. Can I help you?
4. Would you help me?	5. Can you do me a favor?	6. Yes, please!
7. Thank you!	8. What can I do for you?	9. Would you mind helping me out?

# Offering Help



\*Read the sentences and organize them from more polite to less polite.

more polite



less polite

1.

2.

3.

4.

5.

## Phrase Bank



a. Would you like my help?



b. Can I Help you?

c. How can I help you?

d. What can I do for you?

e. I will help you.

# Order the Conversations by Numbers

 Read ,  Number and  Say .

## Conversation 1

\_\_\_ Sure, I can.

\_\_\_ What's wrong, Nick?

\_\_\_ I don't understand what to do. Can you help me with the task?



## Conversation 2

\_\_\_ What are you doing?

\_\_\_ Of course, I'll help you.

\_\_\_ I'm moving these boxes to Javier's room. Can you give me a hand?



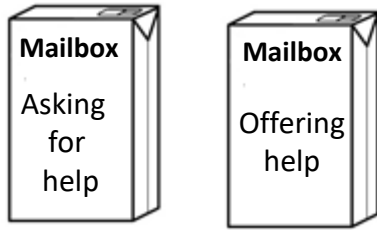


## Material:

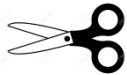
construction paper, glue, markers, scissors, sheets of the notebook and two boxes of milk or cereal.

## Instructions:

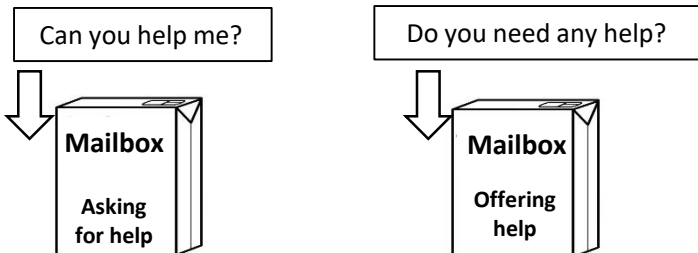
1. Decorate the two boxes of milk or cereal.



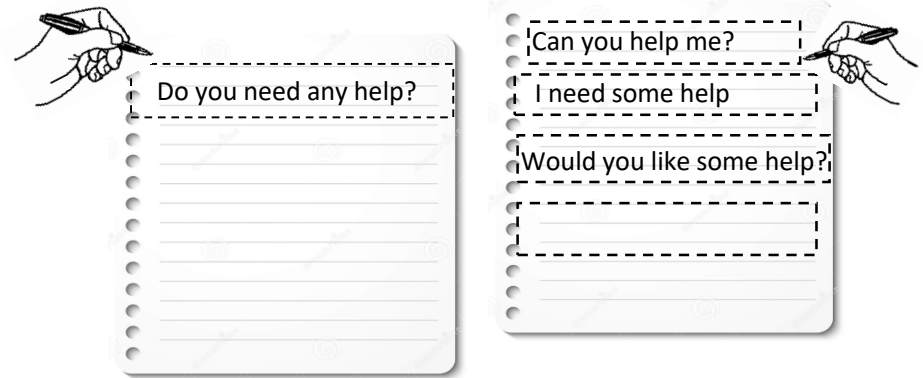
3. Cut the phrases in paper strips.



4. Put the paper strips into the corresponding box.



2. Write in your notebook phrases to ask for help and offer help, that you learned during this Unit.



5. Read aloud the phrases to a friend or a family member.

