

# PROGRAMA NACIONAL DE INGLÉS

## Cuaderno de Actividades



# Town and Country Places




Look ,



Trace and



Color.




school




supermarket




restaurant




hospital



beach



park



river



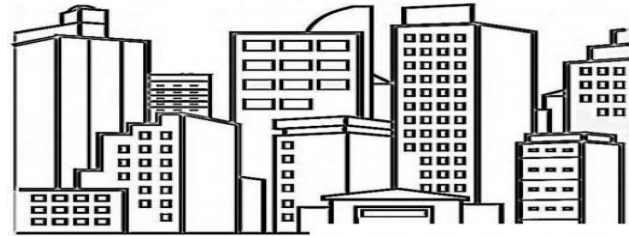
forest

# Classifying Places

 Read, 
  Classify, 
  Write and 
  Color.

## Word Bank

beach forest hospital park restaurant river school supermarket



Natural Places	Buildings

# Identifying Signs



Look and



Mark.


1.



hospital

restaurant

2.



forest

beach

3.



park

supermarket






Look,



Circle and



Color.

<p>1.</p> 	<p>school      house      library</p>
<p>2.</p> 	<p>library      hospital      park</p>
<p>3.</p> 	<p>hospital      school      park</p>



Look,



Write and




Color.

## Work Bank

mountain beach river forest


1.



a-b-e-h-c

-----

2.



o-u-m-n-a-i-t-n

-----


3.



r-e-f-s-o-t

-----

4.



i-v-r-r-e

-----



Look,




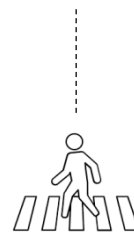




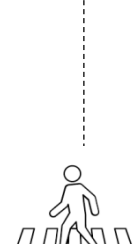
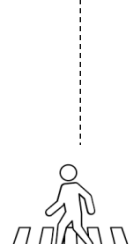

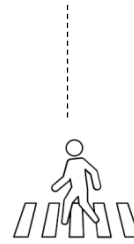
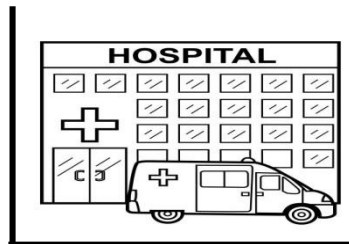


Trace and



Color.

Go from the bank → to the supermarket

Go from the school → to the park



# Identify the Environment



Look,



Write,



Cut and



Glue.


## Word Bank

beach


forest

river


1.




2.




3.



a.



b.



c.






# City and Country Places

 Classify, 
  Write and 
  Color.


Note: you can use the words more than once.



**3. mountain**



**4. hospital**




**5. park**




**6. bank**




**2. river**



**1. forest**




**7. school**



**8. pond**

<b>a) City</b>	<b>b) Country</b>
_____	_____
_____	_____
_____	_____
_____	_____

 Look,  Cut,  Glue and  Color.



I am a

[Dashed box for writing]

I work at the

[Dashed box for writing]



I am a

[Dashed box for writing]

I work at the

[Dashed box for writing]




I am a

[Dashed box for writing]

I work in the

[Dashed box for writing]



I am a

[Dashed box for writing]

I work at the

[Dashed box for writing]





librarian   farmer   teacher   doctor   farm   library   hospital   school

# Word Search

 Look, 
  Find, 
  Circle and 
  Color.

Note: You can use different colors for each word.



B	T	N	I	E	D	L	S
A	G	E	S	F	H	K	C
N	I	U	A	G	R	Z	H
K	O	X	W	A	Q	L	O
H	J	K	P	V	B	N	O
H	O	S	P	I	T	A	L
L	I	B	R	A	R	Y	M



# Locations on the City

Color, Cut, Glue and Say.

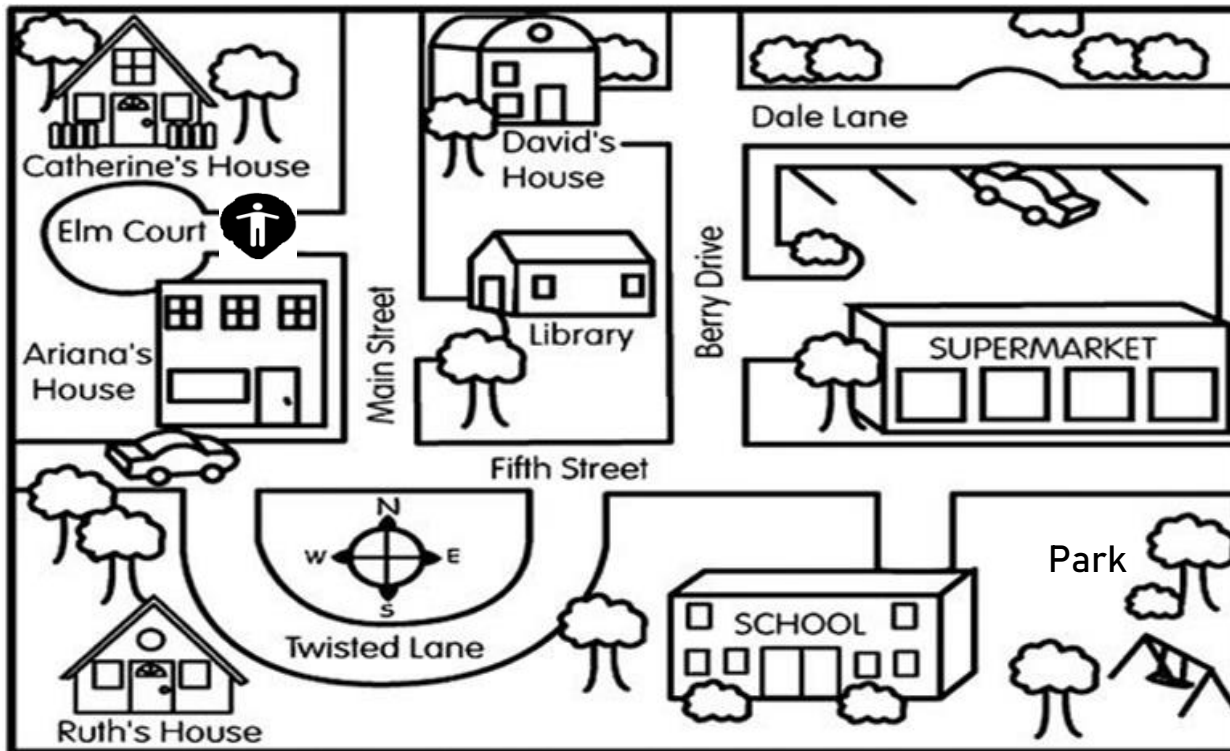
1. There is a blue car in front of the police station.
2. There is a food truck next to the hospital
3. There is a red car in front of the post office.



# Following Directions

 Look , 
  Trace, 
  Write and 
  Color.

\*You are at Catherine's house, go straight from Elm Court, walk toward to Main Street and turn right , walk one block and turn left on Fifth Street , go straight one block. It is next to the Park.



Where am I?

At \_\_\_\_\_.