



Estado
de Coahuila

Secretaría de Educación



PROGRAMA NACIONAL DE INGLÉS

CUADERNO DE ACTIVIDADES



Instructive

Let's Make a Pencil Holder!






Look, Draw, Read and Write.

Materials

Example:								
	<u>scissors</u>	<u>container</u>	<u>colored paper</u>	<u>glue</u>	<u>pencils</u>			

Instructions

- paste the colored paper around the container.
- ~~cut a strip of colored paper.~~
- paste the shapes on your container.
- put your pencils into your pencil holder!
- draw shapes (triangles, circles, etc.) and cut them.


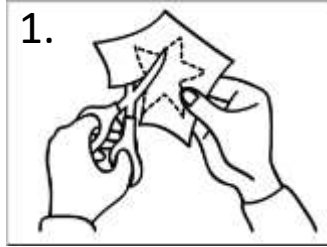
Example:			
	1. First, cut a strip of colored paper.	2. Second,	3. Third,
			
	4. Fourth,	5. Fifth,	



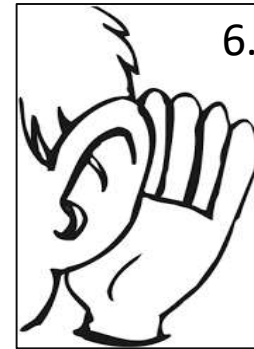

Instructions

Look, Read, Match/Connect and Number.

Example:



- () Listen
- (1) Cut
- () Paste
- () Write
- () Look
- () Read



Answer Key: 1. Cut, 2. Read, 3. Write, 4. Paste, 5. Look, 6. Listen.