



5th Grade
Unit: 3

Put Together the Illustrated Guide

Activity 7

Look, Read, Find, Cut and Glue.



Then, mix the ingredients.

Finally, enjoy eating the pancakes.

First, gather the ingredients.

Next, pour the mixture into the hot pan.

Step 1

Step 2

Step 3

Step 4





5th Grade
Unit: 3

Illustrated Hot Dog Guide


Activity 8




Read and




Draw.



1. First, get the hot dog bun.



3. Next, add a sausage.



2. Then, add mayonnaise and mustard.



4. Eat and enjoy.

What goes First?

Look and Write.



1.

2.

3.

4.

A. Watch them grow.

B. Water the plants regularly.

C. Put some seeds in the pot.

D. Put the pot in a sunny place.





Answer Key: 1. C, 2. B, 3. D, 4. A.

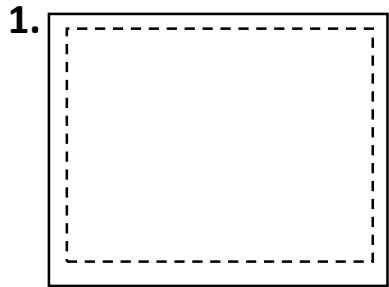


5th Grade
Unit: 3

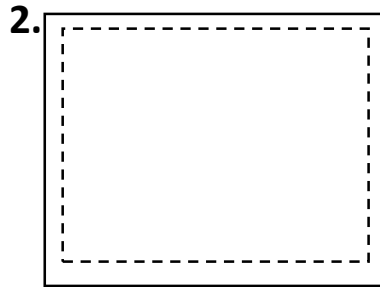
How to make a Pizza

Activity 10

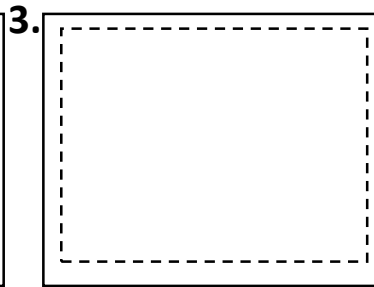
 Read,  Complete,  Cut and  Glue .



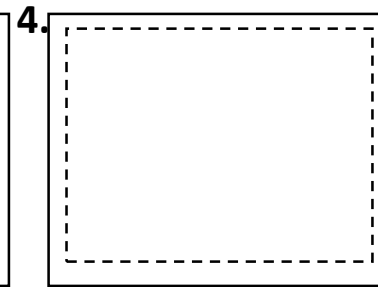
_____, roll
the dough.



_____, add
tomatoe sauce.



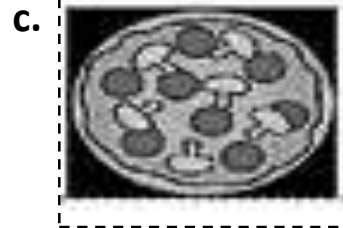


_____, add your
favorite toppings.



_____, cook
the pizza.

Word Bank

Then
Next
Finally
First



Answer Key: 1. First - b, 2. Next - a, 3. Then - c, 4. Finally - d.

