



Thanksgiving Activities








Happy Thanksgiving Vocabulary

Activity 1

 Look,  read and  number.



1. corn
2. feast
3. Mayflower
4. Native Americans
5. Pilgrim hat
6. Pilgrims
7. pumpkin pie
8. scarecrow
9. turkey
10. vegetables






Read and color.

Color by Number

Activity 2



Code Number

1. Blue
2. Yellow
3. red
4. Brown
5. Orange
6. Green
7. Light Brown



Read and



write.

Happy Thanksgiving

Activity

3

* What are 2 things you are thankful for? Explain why you are thankful for them.

I am thankful

For: _____

_____.

Because: _____

_____.

I am also thankful

For: _____

_____.





Happy Thanksgiving

Activity

4



Read,

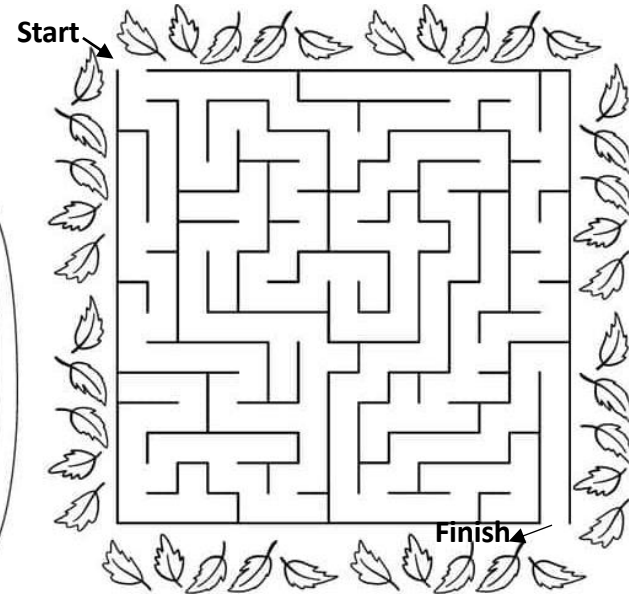
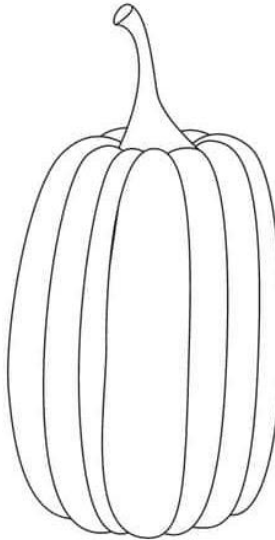



draw and

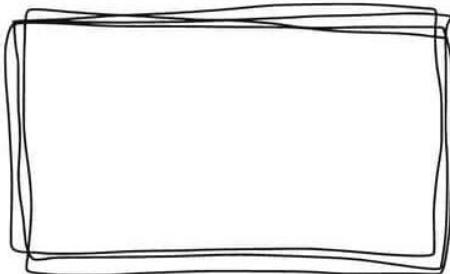


write.

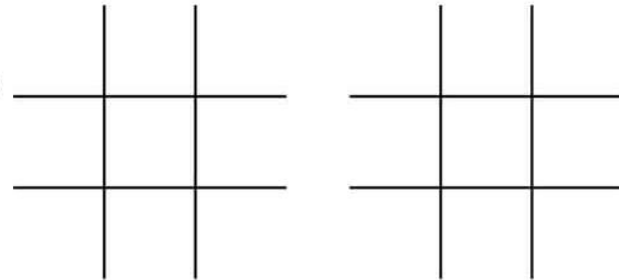
**Draw your favorite
Thanksgiving food:**



I'm Thankful For:



Let's Play





Crossword Puzzle

Activity

5




Read,



complete and



color.



Word Bank

ACROSS

CORN

PILGRIM

PUMPKIN

MAYFLOWER

DOWN

CORNUCOPIA

APPLE

TURKEY

INDIAN



What is Thanksgiving?

Activity

6



Read,



trace and



draw.

*Trace the words in the paragraph, then draw a picture in the box!

Thanksgiving is when we gather as family and friends to show **gratitude** for all we have! It began a long time ago when the **Pilgrims** came to America in 1602. Their ship, the **Mayflower**, came from **England**.

They had left their homes so they could be free to belong to whichever **church** they wanted to. The people who lived in America, the **Native Americans**, helped them plant crops.

In the fall, the Pilgrims and Native Americans **celebrated** with a feast of food they had gathered.

***Draw a picture of your family celebrating Thanksgiving!**






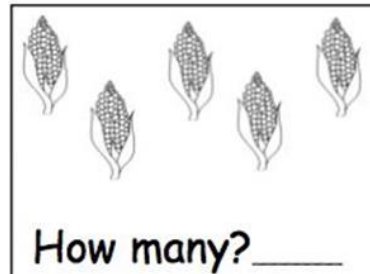
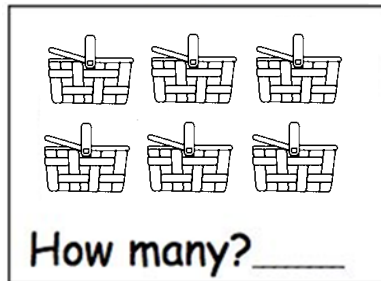

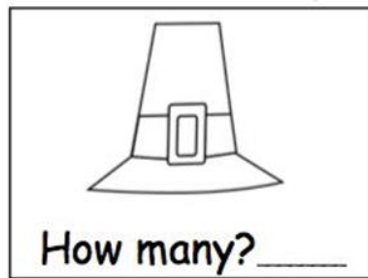

Thanksgiving Counting

Activity

7

 Read,  count and  write.

*Count and write the number.

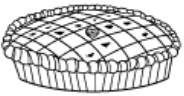

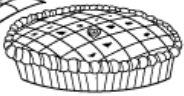





















Thanksgiving Patterns


Activity 8

Look, color, cut and glue.







Read and




color.

Happy Thanksgiving

Activity

9



Instructions


1. Color the Pilgrim girl's dress gray.
2. Color the Indian boy's shirt yellow.
3. Color the Pilgrim boy's jacket black.
4. Color the Indian girl's dress orange.
5. Color the Pilgrim boy's hat black.
6. Color all the feathers red.
7. Color all the shoes brown.






Thanksgiving Counting

Activity 10

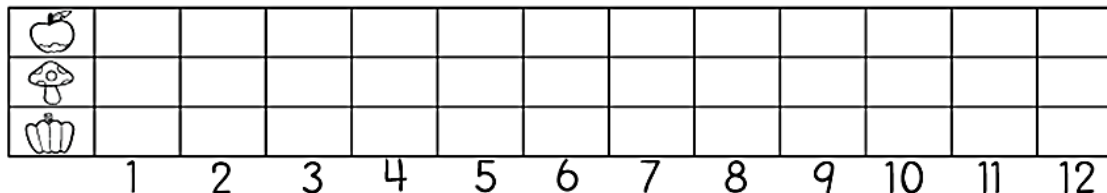
Look, 123 count and color.



Count and write the total number of each picture.

	=	<input type="text"/>		=	<input type="text"/>		=	<input type="text"/>
---	---	----------------------	---	---	----------------------	---	---	----------------------

Color the graph

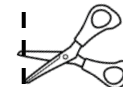







Happy Thanksgiving

Activity 11

Look, color, cut and glue.








Finish The Sound

Activity 12

Look, listen and write.

*Look at the picture and write in the missing beginning sound to finish the word.

 ---urkey	 ---umpkin	 ---ock	 ---ayflower
 ---carecrow	 ---ie	 ---orn	 ---ilgrim