



# Actividades de Reforzamiento Académico







# Expressing Concerns

Activity

1



Read and




Write .

\*Look at the pictures and sentences in the Bank and write them in the correct number.

## Sentence Bank

- They are worried about the new teacher.      -She is concerned about not having friends.  
-She is worried about not talking to her best friend.      -She is worried about her homework.




1. \_\_\_\_\_  
\_\_\_\_\_  
\_\_\_\_\_



2. \_\_\_\_\_  
\_\_\_\_\_  
\_\_\_\_\_



3. \_\_\_\_\_  
\_\_\_\_\_  
\_\_\_\_\_



4. \_\_\_\_\_  
\_\_\_\_\_  
\_\_\_\_\_



# Worries and Concerns

Activity

2



Read and



Circle .

\*Read the questions and circle which you use for the following situations.

**Worried:** Unhappy because you are thinking about problems or unpleasant things that might happen.

**Concerned:** For someone that is feeling bad and you want them to be happy, safe and well.

Example:

1. What makes you feel concerned?

2. What is your name?

3. What is the matter?

4. Are you worried about your sister?

5. Are you happy with your score?

6. Do you like chocolate?




# Identify the Speakers

Activity 3



Dear, you look worried. What is the matter?



I have a big problem with my homework.

\*Classify the expressions and write them in the correct column using the Word Bank.

## Word Bank

Hi! You look worried.      I am afraid that...      Don't worry you will be fine.  
 I am worried about...      Count on me.      Everything will be OK!

EXPRESSING CONCERNS	EXPRESSIONS TO REPLY TO CONCERNS
1.	1.
2.	2.
3.	3.



## Review

# "Tony Goes to School"

Activity

4



Read ,



Look and



Number .

\*Read the story. Look at the pictures and number them in the correct order.

1. Tony goes to school, he says good bye to his mom.
2. He takes the same route every day.
3. On his way to school he sees some of his friends.
4. Everybody walks together.
5. They arrive to school on time.
6. Tony and his partner are reading a story.






# "The New Friends"

Activity 5

Look, Read, Cut and Glue.




1. An ant is drowning in a pond.


2. A bird notices and saves it.

3. The ant thank the bird and promises to help if need.

4. A man listens to the singing bird and tries to hunt it.

5. The ant bites the man giving the chance to the bird to escape.









## Review

# "The Swing"

Activity

6



Read and



Write.



1. One day Carol and her father \_\_\_\_\_ to build a swing.



2. The father \_\_\_\_\_ building the swing with Carol's help.



3. Soon the swing \_\_\_\_\_.



4. And then Carol \_\_\_\_\_ the swing.

## Word Bank

was ready  
started  
enjoyed  
decided



# Healthy Habits and Bad Habits

Activity

7





Read ,



Match and



Mark .



- Drink water.



- Don't watch too much T.V.



- Take a shower every day.



- Don't eat fast food.



- Sleep at least eight hours a day.





## Review



Read and



Write .

# Unscramble the Sentences

Activity

8

1.



water      Drink

\_\_\_\_\_.

2.



every      shower      Take      a      day

\_\_\_\_\_.

3.



hours      day      Sleep      a      eight

\_\_\_\_\_.

4.



fruits      vegetables      Eat      and

\_\_\_\_\_.




# Healthy Habits

Activity 9


Read, Match and Write.

Example:


- |          |                            |
|----------|----------------------------|
| 1. Sleep | exercise                   |
| 2. Do    | water                      |
| 3. Take  | at least eight hours a day |
| 4. Eat   | a shower every day         |
| 5. Drink | fruits and vegetables      |




Sleep at least eight hours a day.



\_\_\_\_\_.



\_\_\_\_\_.



\_\_\_\_\_.



\_\_\_\_\_.



# Advertisement Elements

Activity 10

Read, Find and Number.

e.



YOUR  
LOGO

June  
26-30

c.

1. Headline

2. Contact  
Information

3. Visuals

4. Body

5. Business Logo

a.



FUN & CREATIVE OUTDOOR ACTIVITIES

Outdoor Games, Treasure Hunt,  
Story Telling, Carnival Games, Interactive Games, etc.

AT KID'S PARK, 1234 MAIN STREET NEW YORK

b.

d.



## Review

# Answer the Questions

Activity

11



Read,



Write and



Color.

## MEXICAN TOY STORE

[www.mexicandoll.com](http://www.mexicandoll.com)

**GET YOUR  
MEXICAN  
DOLL!**



\$30 USD

Special discount if  
you buy online!

Visit 1563, 5th Avenue  
St. Paul, Minnesota  
Call 257-76-85-07

1. What is the name of the store? \_\_\_\_\_.
2. What is the phone number? \_\_\_\_\_.
3. What product is it promoting? \_\_\_\_\_.
4. How much does it cost? \_\_\_\_\_.
5. How can you get a discount? \_\_\_\_\_.




## Review

# Who am I?

Activity 12


 Read and  Number.




Firefighter



Veterinarian



Police officer



Bus driver



Teacher



Doctor

1. I can help sick people in the hospitals.
2. I can drive my school bus.
3. I can put out fires and use a fire hose.
4. I can catch criminals in the streets.
5. I can cut people's hair.
6. I can teach students to learn at school.
7. I can cure sick animals.
8. I can bring the mail in the city.



Mail carrier



Hair stylist



## Review



Read and



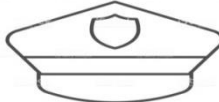


Write.

# Guess who?

Activity

13

Activity	Where do ..... work?	What do ..... have to wear?	What instruments do..... use?
Teachers			
Doctors			
Bus drivers			
Mail carriers			
Police officers			





# Can you guess the activity?

Activity 14

 Read and  Match.



A.



B.



C.

He cooks and wears aprons.

She cuts people's hair and uses scissors.

He cures sick animals.



Review

# Where can we find information?

Activity

15



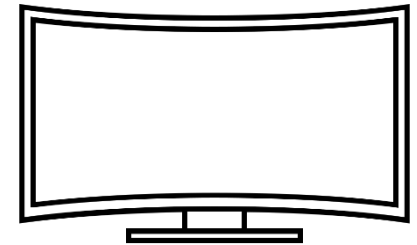
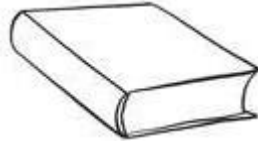
Read and



Write .

## Word Bank

-T.V. -Internet -Book -Magazine -Newspaper -Text book -Encyclopedia



1. \_\_\_\_\_

2. \_\_\_\_\_

3. \_\_\_\_\_

4. \_\_\_\_\_



5. \_\_\_\_\_

6. \_\_\_\_\_

7. \_\_\_\_\_



## Review

# What do you know about insects?

Activity

16



Read ,



Underline and



Write .

\*Read the article about the insects and answer the following questions:

### "THE INSECTS WORLD"

There are at least one million different insect species, including beetles, butterflies, ants, and bees. All insects have six legs and a body covered by a hard exoskeleton. A typical insect's body has three main parts; head, thorax and abdomen. Insects have compound eyes; they can see all around their body simultaneously.

INTERESTING  
INSECTS



1. How many different insect species are there?

\_\_\_\_\_.

2. How many legs do insects have?

\_\_\_\_\_.

3. What are the main parts of a typical insect?

\_\_\_\_\_.

4. How can insects see?

\_\_\_\_\_.



# The World of Insects

Activity 17





Read and




Circle .

\*Read the information and the statements. Circle if they are True (T) or False (F).

Locusts  cause problems for humans. They eat our crops.

Honeybees  pollinate many plants and make honey. They are social creatures. They live in colonies of up to 50,000 individuals. The queen lays up to 1,500 eggs every day during the summer. Ants are social insects too. The queen and the male insects can fly.

The female cannot. The  froghoppers are the best jumpers in the world.

1. **Locusts** pollinate many plants and make honey.

T F

2. **Honeybees** queen lays up 1,500 eggs every day during summer.

T F

3. **Ants** are social insects too. The queen and the male insects can fly. The female cannot.

T F

4. **Honeybees** cause problems for humans. They eat our crops.

T F

5. **Froghoppers** are the best jumpers in the world.

T F




# Parts of a Letter


Activity 18

 Read ,  Cut and  Glue .

1.  → July 12th, 2020



2.  → Dear Sara,

3.  → How are you? I hope you are having fun in school. Have you made any new friends? I have made lots of friends at school.  
I hope that you will write back soon.

Your friend,

4. 

5.  → Tommy Smith

## Word Bank




Signature

Body

Heading

Closing

Greeting





# Complete the Letter

Activity 19



Read ,



Mark and



Complete .

1. \_\_\_\_\_

2. \_\_\_\_\_,

Last summer I visited the Famous Mexican Pyramids with my family.

While going up the Pyramid of the Sun, I saw the mountains at the distance. It was a very beautiful view.

3. \_\_\_\_\_,

4. \_\_\_\_\_

## 1. Heading

- ☐ Hello
- ☐ Nora
- ☐ May 7th, 2020

## 2. Greeting

- ☐ May 7th, 2020
- ☐ Dear Ann
- ☐ Thank you

## 3. Closing

- ☐ See you
- ☐ Hello
- ☐ Thank you

## 4. Signature

- ☐ May 7th, 2020
- ☐ Hello
- ☐ Nora

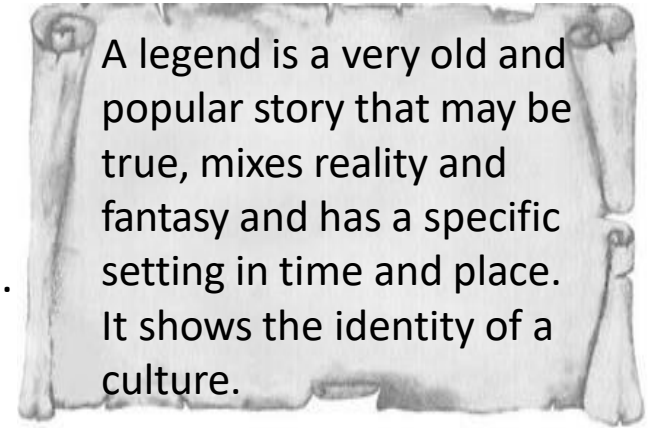


# What is a legend?

Activity 20



- ☐ Legends are based on the life of real person.
- ☐ Legends are very old and popular stories.
- ☐ Legends are comic stories.
- ☐ Legends talk about historical figures and events.
- ☐ Legends are passed from person to person.
- ☐ Legends mix reality and fantasy.










# Legends

Activity 21



\*Mark the legends.





# The Legend of the Nahual

Activity 22



Read and



Write.

Five hundred years ago, there lived a Nahual in the mountains of Mexico. In the day the Nahual was a woman. In the night she changed into an enormous cobra with a huge mouth and flashing red eyes. It hissed loudly at the villagers. The villagers were very frightened.

1. Where did the Nahual live?

\_\_\_\_\_.

2. What was the Nahual in the day?

\_\_\_\_\_.

3. What was the Nahual in the night?

\_\_\_\_\_.

4. How were the villagers for the Nahual?

\_\_\_\_\_.




# Typical Mexican Food

Activity 23




## Word Bank

Tamales / Pozole / Guacamole / Corn / Tacos / Mole



1. \_\_\_\_\_




2. \_\_\_\_\_



3. \_\_\_\_\_



4. \_\_\_\_\_



5. \_\_\_\_\_



6. \_\_\_\_\_



# Connectors



Activity 24

Read and Complete.

## Word Bank

and  
but  
as

1. I like tacos \_\_\_\_ mole.
2. I like enchiladas \_\_\_\_ I don't like pozole.
3. I like tacos \_\_\_\_ well \_\_\_\_ enchiladas.
4. I love tamales \_\_\_\_ I don't like menudo.
5. I love tostadas \_\_\_\_ well \_\_\_\_ tamales.
6. I like mole \_\_\_\_ enchiladas.





# Mexican Dishes Descriptions

Activity 25



Read ,



Unscramble and



Write .


1. famous / mexican / are / a / very / dish / Tamales

\_\_\_\_\_.



2. Mole / typical / food / in / Oaxaca / state / a / is / the / of

\_\_\_\_\_.



3. in / Mexico / Tostadas / are / a / dish / popular

\_\_\_\_\_.





# Guessing Game


Activity 26

Read, Guess and Underline.



1.

Offers help / Asks for help



2.

Offers help / Asks for help




3.

Offers help / Asks for help




4.

Offers help / Asks for help



5.

Offers help / Asks for help



6.

Offers help / Asks for help



Review

# Offering Help and Asking for Help

Activity

27



Read ,



Classify and



Write .

\*Read the following questions and statements, classify and write them in the correct category.

I don't understand.

May I offer my assistance?

Can I give you a hand?

I need help.

I need a favor.

Do you need any help?

Would you like my help?

Give me a hand.

**Offering help:**

---

---

---

---

**Asking for help:**

---

---

---

---



# Working Together

Activity 28



Read and



Write.

\*Write phrases in the speech bubbles to make a conversation.

\_\_\_\_\_

\_\_\_\_\_

\_\_\_\_\_

\_\_\_\_\_

\_\_\_\_\_

\_\_\_\_\_

\_\_\_\_\_

\_\_\_\_\_



-Can you help me?

-I need help.

-Could you help me?

-Would you help me?

-Sure. How can I help you?

-What can I do for you?

-Yes, of course.

-Yes.





**COAHUILA**  
GOBIERNO DEL ESTADO