



Actividades de Reforzamiento Académico







Expectations

Activity

1



Read and



Complete.

Phrase Bank

play soccer

go dancing

write my letter

go to the market



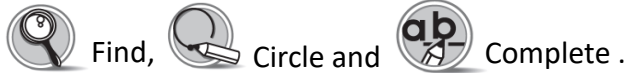
1. I hope we can _____.

2. I hope we can _____.



3. I hope we can _____.

4. I hope I can _____.



Actions

Activity 2

Word Bank

speak read study
 travel arrive

P	O	Y	U	S	Q	Z	I
V	E	A	T	A	U	I	B
N	W	N	R	K	I	U	E
B	O	H	D	R	A	R	Z
M	P	A	S	N	I	N	O
L	E	V	A	R	T	V	R
R	Y	S	T	U	D	Y	E
S	P	E	A	K	A	I	V

*Complete the sentences with the words you found in the puzzle.

1. I'll _____ by plane.
2. I hope you _____ on time.
3. She needs to _____ more books.
4. Do you _____ English?
5. He needs to _____ for the exam.



Review

Conversations

Activity

3



Look ,



Read and




Complete .

At what time will
you _____?




1. arrive/speak

I like to _____
books.



3. speak/read

I will be _____.



2. loud/late

I have to _____ for
the exam.



4. study/arrive



Twinkle, Twinkle, Little Star

Activity

4



Read ,



Label and



Color .

Word Bank


Example:

Rhyming words – Author - Verse - Title - Stanza

Twinkle, Twinkle, Little Star

1.

2. Stanza



Twinkle, twinkle, little star,
How I wonder what you are!
Up above the world so high,
Like a diamond in the sky.
Twinkle, twinkle, little star,
How I wonder what you are!

3.

4.

By Jane Taylor

5.



Rhyming Words

Activity

5

 Read ,  Circle and  Color .

Example:


Crown-Down, Jill-Hill, Caper-Paper

1.

Bed



Sun



Bear

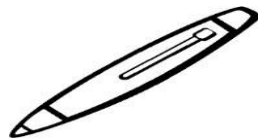


Head




2.

Pen



Hen



Leg



Cookie



3.

Car




Nut



Jar



Cake





Instructions

Activity 6



Word Bank

Origami Kitty






Jam Sandwich

Build a Unicorn

What you need:



What to do:

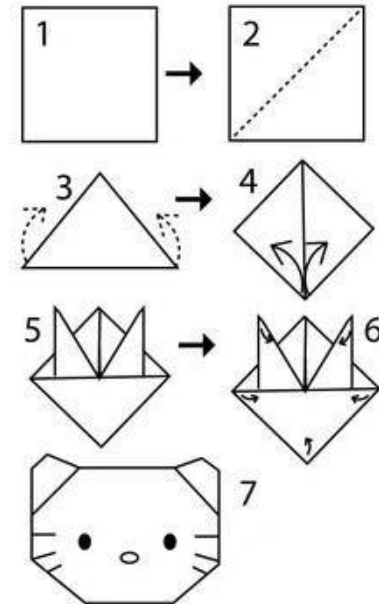
-  Step 1: Spread butter on the bread.
-  Step 2: Spread jam on the bread.
-  Step 3: Place another slice of bread on top.
-  Step 4: Cut into quarters.
-  Step 5: Eat.



Step 1: Color de unicorn.

Step 2 :Cut out the pieces.

Step 3: Put the little unicorn together with a bit of glue.



1.

2.

3.



Word Puzzle

Activity

7



Read ,



Find and



Circle .

G	W	S	G	V	G	O	D	I	O	P	I	Q	U	G
Q	C	T	W	T	B	H	H	W	R	I	N	Q	D	M
X	C	E	H	A	U	W	X	O	I	C	G	U	A	F
X	J	E	P	D	H	C	D	L	G	T	R	T	K	D
I	D	E	O	I	A	U	E	L	A	U	E	S	Y	Z
I	L	N	K	T	C	J	H	O	M	R	D	K	M	R
L	Z	T	I	T	L	E	Y	F	I	E	I	R	A	J
Q	Y	F	J	A	A	L	R	A	Q	S	E	T	N	M
B	L	G	F	U	K	G	L	X	T	R	N	K	V	F
X	D	S	T	E	P	S	S	S	C	U	T	N	H	S
C	E	X	J	S	R	J	H	G	L	F	S	K	F	X
A	N	N	H	Z	S	G	S	N	C	F	L	M	V	L
S	G	F	J	E	L	D	M	I	L	W	J	S	P	Y
Q	J	K	M	N	V	B	K	G	F	F	J	I	J	Y
Q	G	R	D	G	F	Q	V	N	P	F	D	R	X	Y

Word Bank

TITLE
MATERIALS
PICTURES
STEPS
INGREDIENTS
ORIGAMI
FOLLOW
PRODUCT
MAKE
RECIPE



Public Advertisements

Activity

8



Look ,



Read and




Circle .

Why would you like to go to these events?

1.

DANCES CLASSES



Cost
\$ 35

7:00-9:30 PM


MONDAY JULY 2ND

I would like to go because...

- A) I like to dance.
- B) I like to eat.
- C) I like to sleep.

2.

**THE SPONGEBOB
SQUARE PANTS MOVIE**



ONLY IN MOVIE THEATERS

I would like to go because...

- A) I like to read.
- B) I like to run.
- C) I like to watch movies.



Advertisement

Activity

9



Look ,



Read and



Circle .

BOYS AND GIRLS CLUB

KIDS PLAYING FOR KIDS

Place:
HAPPY CLUB

Date:
Friday, September 21st, 2020
4:30 – 5:30 PM



1. When is the event?

- a) Thursday, September 20th, 2020.
- b) Saturday, December 21st, 2020.
- c) Friday, September 21st, 2020.

2. Where is the event?

- a) Paul's Club.
- b) Happy Club.
- c) Mike's Club.

3. What is the advertisement about?

- a) It's an advertisement for a musical event for kids.
- b) It's a sale announcement.
- c) It's a restaurant advertisement.



The Hare and the Tortoise

Activity 10



Read ,



Find ,



Write and




Color .


1. The _____ had been blessed with strong back legs.
2. "If you went much slower, the grass would grow over _____!"
3. "You may rush all you wish," the _____ said.
4. The _____ raced along the road.
5. The Hare sat down under a tree and went to _____.
6. The Tortoise won the _____.


Word Bank

Hare
sleep
Hare
you
Tortoise
race



Look , Cut and Number .








The Hare and the Tortoise

Activity 12

 Look,  Complete,  Spell and  Color.

1. T r t i s e
2. H r e
3. l o w e
4. S t o
5. G r s s
6. o a d
7. F r e n s
8. L g s
9. r e e
10. R s t e r





Review

Science Topics

Activity

13



Read,



Look and



Write.

Word Bank

Experiments

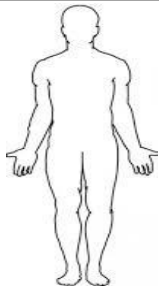
Human Body

Planets


Animals

Ecosystems


Food



1. _____




2. _____



3. _____



4. _____



5. _____



6. _____



Review

The Water Cycle

Activity

14



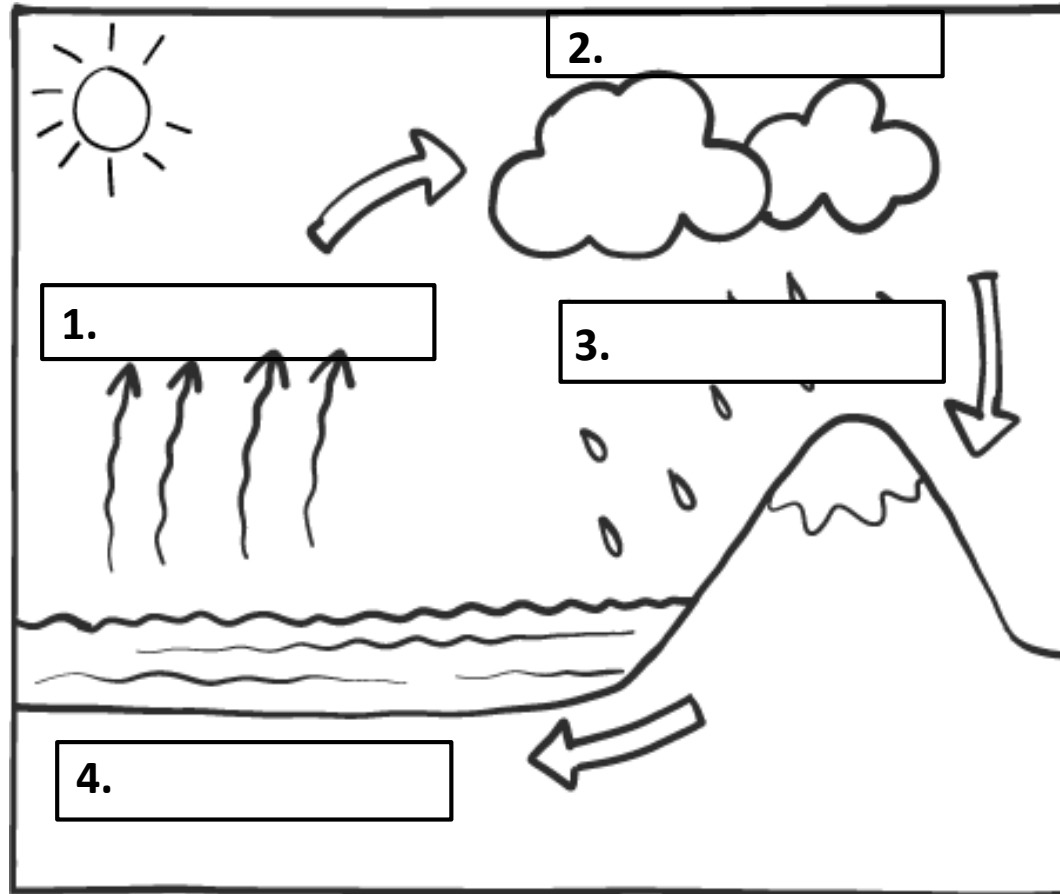
Read ,



Write and



Color .



Word Bank

Collection

Precipitation

Condensation


Evaporation




Life Cycle of a Sea Turtle

Activity 15


Look, Number and Color.




Hatchling



Adult



Juvenile Turtle



Egg



Understand and Express Wants and Needs

Activity 16



Writing #1

Hi Grandpa,
My school fair is this Saturday. Can you come? I want to take pictures of my science project.
See you on Saturday.
Carlos.

Writing #2

Dear Carlos,
Thank you for your invitation. Of course, I can come to the school fair! I want to see the science project. I'm sorry I can't bring a camera, but I can bring my phone!
See you on Saturday.
Love, Grandpa.

1. Which of the writings is an invitation?

2. Who is the invitation for?

3. Who is sending the invitation?

4. When is the fair?



Understand and Express Wants and Needs

Activity 17

Read , Think and Write .

MONDAY	TUESDAY	WEDNESDAY	THURSDAY	FRIDAY
Don't forget to do your homework. I love you!	I need you to set the table before I get home. I love you!	I wish someone could help me clean the house. Thanks!	Who can help with the laundry today? Thanks!	I want you to clean your bedroom. I love you!
Mom	Mom	Mom	Mom	Mom

1. What does Mom want on Friday?

_____.

2. What does Mom wish on Wednesday?

_____.

3. What does Mom need on Tuesday?

_____.

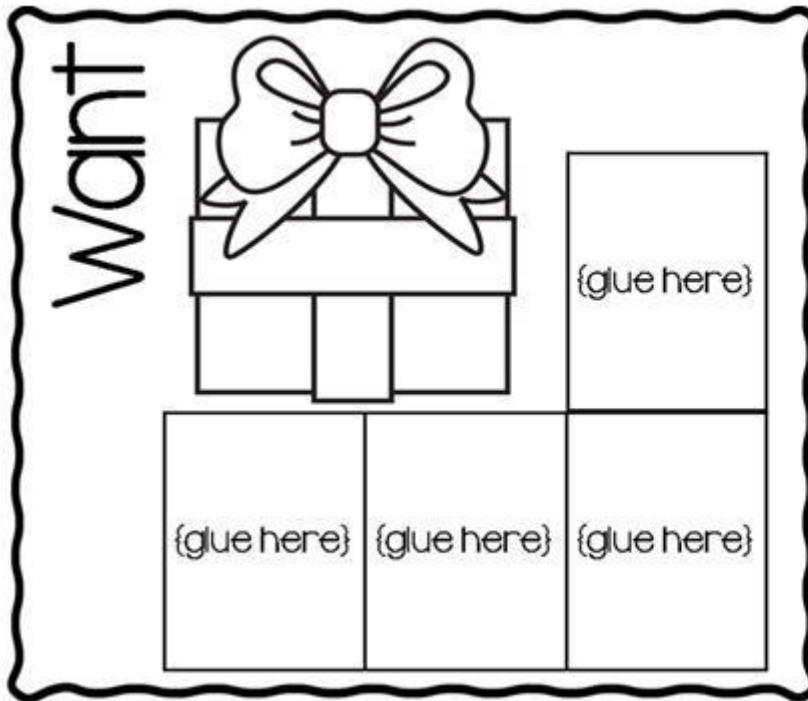


Understand and Express Wants and Needs

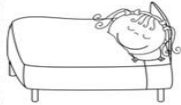
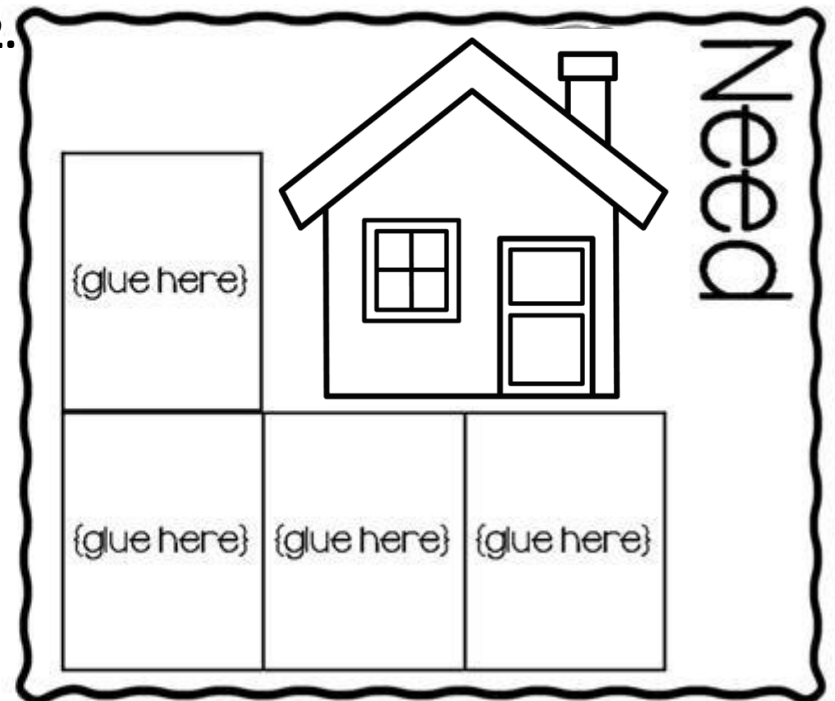
Activity 18

Read, Look, Cut and Glue.


1.



2.



sleep



sun



dog



clothes



ball




phone



iPad



medicine





Review

Parts of a Book

Activity

19



Read and



Write.

Word Bank

Spine

Title

Back Cover

Author

Front Cover

Illustrator

1.

2.

3.

4.

5.

6.





Goldilocks and the Three Bears

Activity 20

Read, Find and Circle.

Word Bank



BEARS



GOLDSILLOCKS



BOWL



SLEEP



BED



CHAIR



FOREST



HOUSE



Read and



Complete .

Story Elements

Activity

21

Word Bank

Beginning

Middle

End

Goldilocks and the Three Bears

The Bears found out that someone ate the porridge, sat on their chairs, and that someone was sleeping on Baby's Bear bed.

Goldilocks woke up, saw the three Bears, ran to the forest and never came back.

Goldilocks was walking in the forest and saw a house. She went inside and nobody was there.

1. _____ 2. _____ 3. _____

4. Characters:



5. Setting:





Review

Musical Genres

Activity

22



Read and



Complete.

Word Bank

Tambourine
Drum Set

Piano
Bongos

Electric Guitar
Guitar

Violin
Trumpet

Mariachi



1. _____

Tango



2. _____

Salsa



3. _____

Rock



4. _____

Pop



5. _____

Country



6. _____

Samba



7. _____

Classical



8. _____



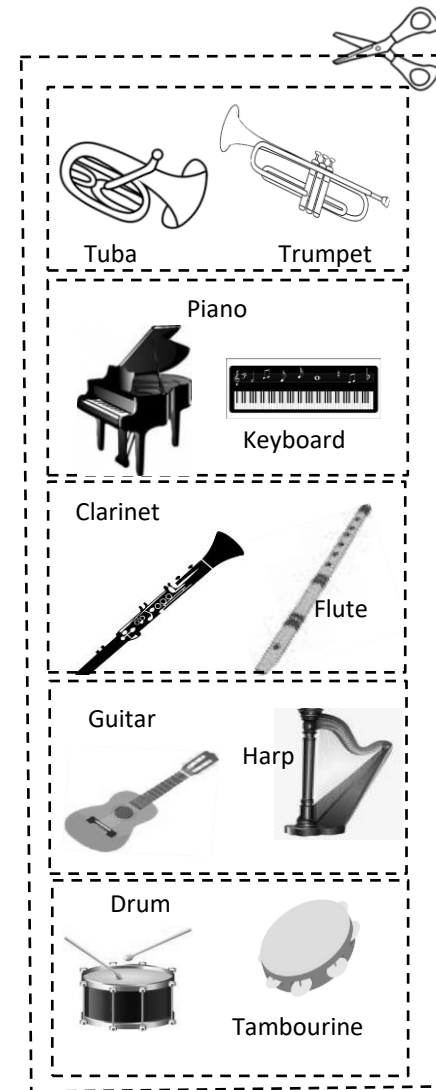
Family Groups of Musical Instruments


Activity 23

Read , Cut , Classify and Glue .

1. String Instruments 	2. Brass Instruments
----------------------------------	---------------------------------

3. Keyboard Instruments 	4. Percussion Instruments 	5. Woodwind Instruments
------------------------------------	--------------------------------------	------------------------------------







Read and



Match .

Graphic Resources

Activity 24

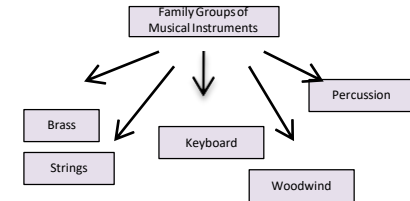
1. It orders information with circles or squares.

• A. Chart

Instrument's name	Picture	FamilyGroup
Guitar		Strings
Flute		Woodwind
Drums		Percussion

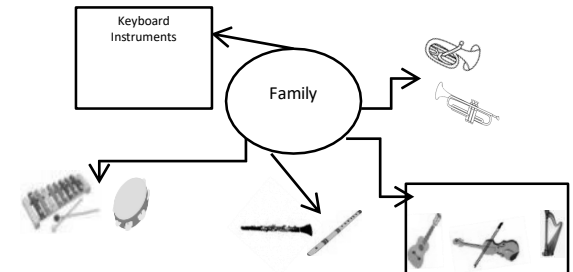
2. It shows information about quantity.

• B. Diagram



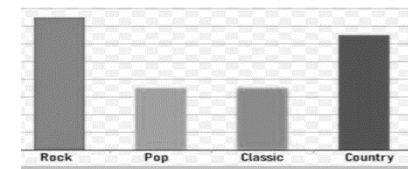
3. It orders the information as a list.

• C. Mind Map



4. It orders the information as you wish.

• D. Bar Graph

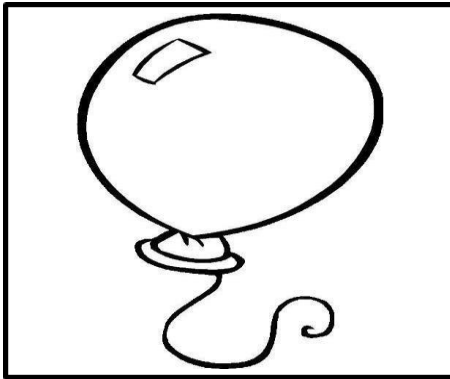





Party Vocabulary

Activity 25

Look, Circle and Color.




1. Ball / Balloon




2. Present / Party




3. Cake / Car



4. Food / Drink



5. Hat / Rat







6. Music / Dance



Party Actions

Activity 26

 Read,  Look and  Complete.



Listen



Drink



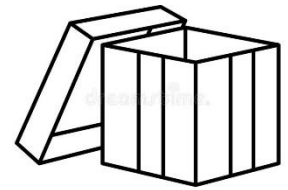
Eat



Blow



Hang



Open

1. _____ out the candle.
2. _____ to music.
3. _____ presents.
4. _____ cake.
5. _____ balloons.
6. _____ soda.





Review

Party Actions

Activity

27



Read ,



Look and



Complete .

*Use the underlined words.



1. It's exciting to open presents.



2. Clowns are funny.



3. It's sad when I drop my ice cream.



4. It's fun when I jump.



5. He feels fantastic at the party.

5.

2.

3. Example:

s	a	d		

4.

1.

--	--	--	--	--	--	--	--



COAHUILA
GOBIERNO DEL ESTADO