



Estado  
de Coahuila

Secretaría de Educación



PROGRAMA NACIONAL DE INGLÉS

# CUADERNO DE ACTIVIDADES



## Complete the Lyrics

Activity 1

 Listen,  Read and  Write.

\*Listen to the Christmas Song and fill in the blanks.



### Word Bank







\*Use your imagination to decorate your Christmas Tree.

\*You can cut the Christmas Tree shape and use it as a pattern to make Christmas decorations.

\*You can color the tree green, and place buttons of many different colors. So they can look as spheres in your Christmas Tree.

\*You can also use foamy pieces, different colors of pompoms, etc. 

Example:

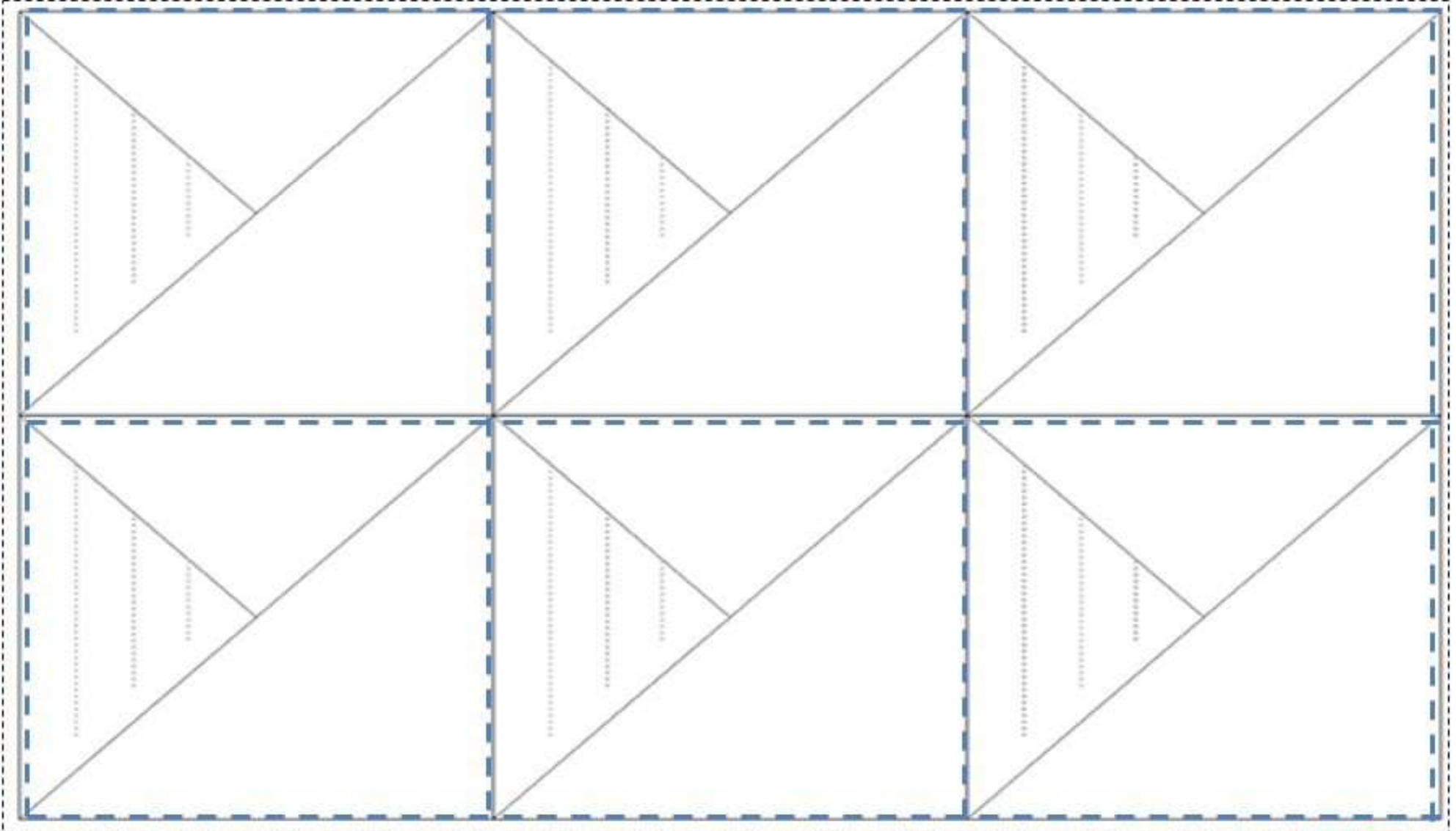






Cut

# 3D Snowflake Template





# Christmas Wreath




Cut,



Draw and



Glue.



1. Use different color of green paper.
2. Trace the hand and cut (approx 25).
3. Glue the hands on a paper plate (cut the middle part) forming a wreath.
4. Cut the circles and trace on red paper add to the wreath.
5. Hang on a door or window.