

Day of the Dead Activities







Day of the Dead

Symbols From Day Of The Dead

Activity

1



Look,



read,



color,



cut and



glue.



Calavera

Symbol of death, as a natural part of life.



Flor de Cempasuchil

Marigolds and other flowers bring joy, aroma and color.



Frutas

Food, water and fruits refresh visiting souls.



Papel Picado

Represents the meeting between heaven and earth.



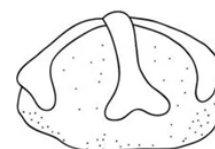


Pan de Muerto


Sweet bread that symbolizes hospitality.



Velas

Candles represent hope and guiding lights.







Day of the Dead

Day Of The Dead Sugar Skulls

Activity

2



Look,



read,




draw and



color.

*Color the sugar skull on the left and create your own on the right!

Dia de Los Muertos (Day of the Dead) is a Mexican holiday celebrating the memory of family members and friends who have passed away. It is mostly celebrated on November 1st and 2nd. Sugar skulls are decorated and placed with the ofrendas (offerings) to the dead. While the traditional sugar skulls are for decoration and the ritual. Edible sugar skull treats are also sold as candy.





Day of the Dead

Day Of The Dead Word Search

Activity

3




Look,



read and



circle.



Festival
Marigolds
Skeleton
Mexico
Celebration
Tradition
Food

Flowers
Offerings
Altar
Masks
Ancestors
Feast
November



Day of the Dead

Altar Of The Dead

Activity

4



Read,



write,







cut and




glue.

Offering in honor of: _____

Favorite food: _____







Day of the Dead

Day Of The Dead Altar

Activity

5




Read,



write and



color.



Word Bank

Food
Candle
Cempasuchil

Word Bank

Photo
Skull
Decoration



Day of the Dead

Crossword Puzzle

Activity

6



Read,



complete and



color.



1.

F



2.

M



6.

N

Word Bank

ACROSS

FOOD

MEXICO

GRAVES

ALTAR

DOWN

FLOWERS

NOVEMBER



3.



4.



Day of the Dead



Read and



color.

Coloring is fun!

Activity

7



1 = red
2 = green
3 = blue
4 = yellow
5 = purple



Venn Diagram

Activity

8

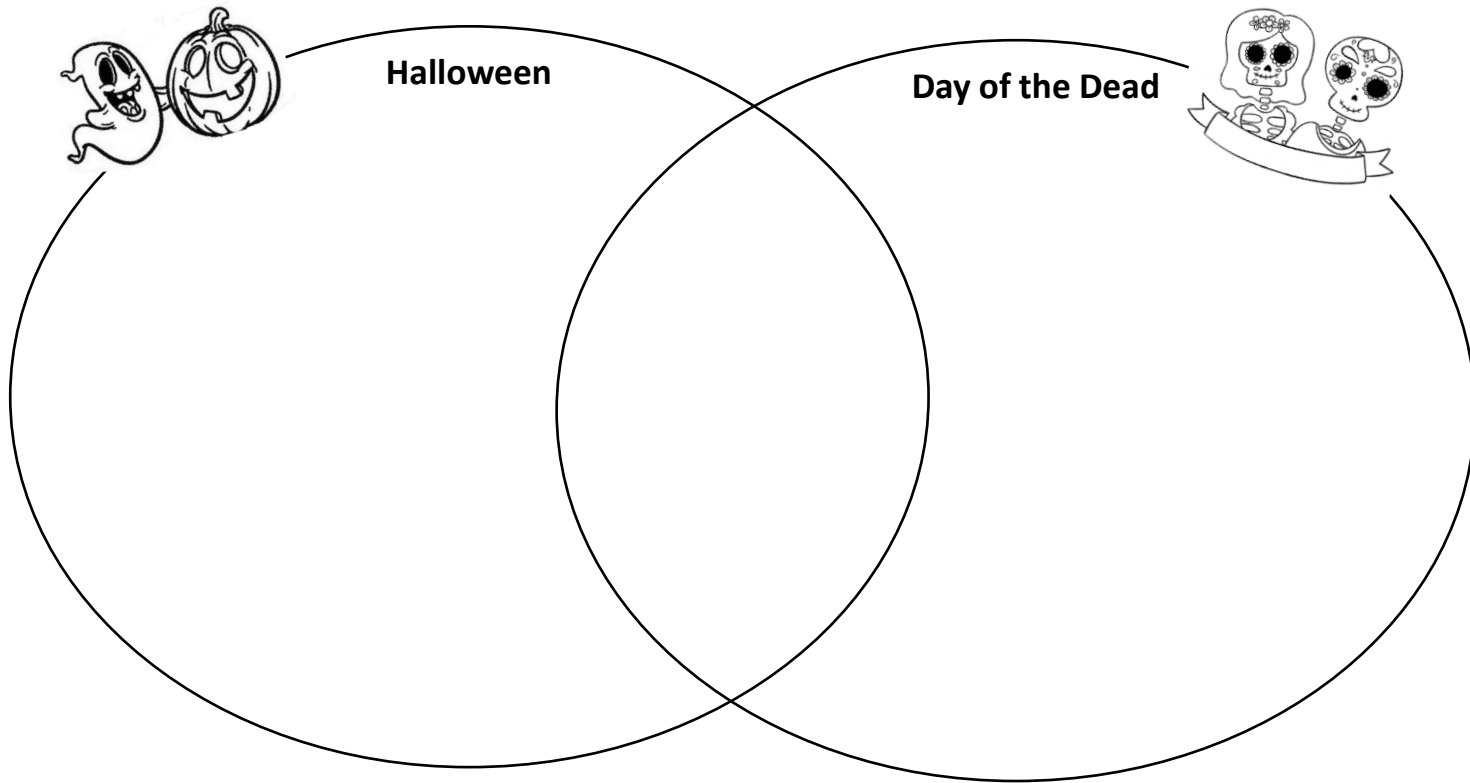


Read and



write.

*Use the Venn diagram below to show the similarities and differences between Halloween and Day of the Dead.





Day Of The Dead Craft

Activity

9



Read,



color,



cut and



glue.

*Cut out the skull and dress it in some typical costume.

