


PROGRAMA NACIONAL DE INGLÉS

Cuaderno de Actividades

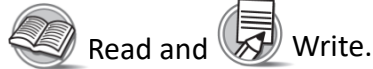




Ali and The Magic Carpet

Activity

1



*The paragraphs of the story are unscrambled, choose the correct word from the Work Bank for each one.

Word Bank

Beginning Ending Middle

- ❖ “Let’s go home!” “What a storm!” Finally, they fly back home. The carpet lands in the shop and Ali gets off. “Wow! What an 1. _____ adventure!”
- ❖ First, they fly high up into the sky and then, they land in a jungle. It is hot and wet and it’s raining. “It’s raining! Yuck!”. Then, they fly to the desert. It is very, very hot and dry. “It is very, very hot today!”. After that, they fly to the South Pole. There is lots of ice and snow. It’s freezing. “Brrr!” “Where are we now? I can’t see!” “In the mountains. Can you see me?” “It’s very foggy”. Then, they fly to a forest. It’s very windy here. “Oh, it’s windy in the forest!”. Then, they fly to an island in the sea. There is thunder and lightning. 2. _____ “Aagh!”
- ❖ One very hot day, Ali finds a carpet in his uncle’s shop. “What’s this?”. Suddenly, the carpet jumps! It moves and flies off into the air. “Hey! What’s happening?” A loud booming voice comes from the carpet. “Welcome, O master. I am a magic carpet.” 3. _____



Reading Comprehension Questions

Activity 2

1. What is the magical object? ●
 - a. He found it in his uncle's shop.
2. What does the magical object do? ●
 - b. It said: "Welcome, O Master".
3. Who are the characters of the story? ●
 - c. A Magic Carpet.
4. What did the magic carpet say to Ali? ●
 - d. It can fly.
5. Where did Ali find the magic carpet? ●
 - e. Ali and the Magic Carpet.



Read,



Write and



Draw.

Adjectives

Activity

3


1. Sorting Hat



2. Magic Wand



3. Magic Lamp



4. Magic Book



* Draw a magical object and describe it.

Work Bank

Powerful

Scary

Shiny

Wise

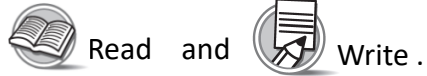
The magical object is a

_____.

It is

_____ and _____.







Settings for Stories



*Read and write the words from the Work Bank and draw the missing images.

Word Bank

Desert Forest Island Jungle Mountain Rain



Characters



Read ,



Classify and



Write .

*Use the story in Activity 1 to answer this exercise.

Main Character:	Secondary Character:

1. Which character uses a magical object?

2. How was the magical object used?



Read,



Find and



Write.

*Read the sentences and find the missing word to complete it.

Word Bank

fly kill long red shiny sparkly thin

1. The magical object of Ali magic carpet is thin and _____. It is used to _____.



2. The magical object of Snow White story has a _____ and _____ color. It is used to _____ her.



3. The magical object of Cinderella is _____ and _____. It is used to turn ordinary things in something beautiful.





Read and



Match.

* Match the punctuation marks with their names and descriptions.

Example:

1. ?

2. !

3. .

4. ,

5. ...

6. ‘

7. “ ”

a. Ellipsis ●

b. Comma ●

c. Exclamation Mark ●

d. Full stop / Period ●

e. Quotation Marks ●

f. Question Mark ●

g. Apostrophe ●

h. It indicates the end of a sentence or follows an abbreviation.

i. It shows emphasis.

j. It indicates direct quotations.

k. It creates an intriguing and mysterious atmosphere in the text.

l. It needs to go at the end of every interrogative sentence.

m. It is often used to separate different ideas in a sentence.

n. It can be used in contractions in place of omitted letters.

Let's use Punctuation Marks


*Read the story and write de missing punctuation marks. (? , . " " !)

One day Snow White stepmother found out where Snow White lived

She disguised herself and came to the cottage

She knocked on the door Snow White told the woman she would not open the door But the woman replied Are you afraid of poison Look I will eat the apple myself Then she took a bite out of the half of the apple that did not have poison

So Snow White opened the door and ate the apple She had barely taken a bite when she fell to the ground and died





Make a Collage



Cut,



Glue and



Write.

*Cut and glue some pictures of magical objects from magazines or newspaper, then write their description using the Word Bank.

Word Bank

Big Dusty Long Mystical Old Shiny Small Sparkly Thin

A large rounded rectangular area for creating a collage. At the bottom of this area, there are two horizontal lines for writing descriptions.