

Name: _____ Grade/Section: _____

School: _____ Date: _____







1

Read the sentences and match them correctly.

Read and



Match.

- | | | |
|--|-----------------|-----------------------|
| 1.  | • Don't speak • | • Art in the Museum. |
| 2.  | • Don't touch • | • Kids in the park. |
| 3.  | • No smoking • | • Students at school. |
| 4.  | • Caution • | • In a restaurant. |
| 5.  | • No bikes • | • In the library. |
| 6.  | • Don't push • | • Workers at job. |

2

Read the sentences and write the correct verb.

Read and



Write.

1. If the floor is wet, _____ on it is not allowed.
(play / walking)
2. If you bring a cell phone to the school, you must _____ it off.
(stay / turn)
3. If you are in the library, you mustn't _____ during the time you stay there.
(talk / sing)
4. If you are in a church with a pet, you must _____.
(stay / leave)
5. If there is traffic in the street _____ until the light turns green.
(stop / look)
6. If you ride a bike, you must _____ a helmet in case of a fall.
(run / wear)

3

Read the article and answer the questions.

Read and



Write.

Signs can provide information about hazards and resources which exist within a specific working environment. Through the use of symbols and signs the workers can be aware of risks or any safety measures that must be followed.

Yellow signs warn of a hazard which exists within an environment. Different symbols on the signs are used to indicate hazards such as electrical, chemical or mechanical hazards in a workplace.

Prohibition signs indicate the individuals, specific equipment or materials should not enter an environment. Symbols on these signs might include a person, cell phone, cigarettes or turning direction.

1. What do signs provide?

_____.

2. How can the workers be aware of risks?

_____.

3. What are some hazards in a workplace?

_____.

4. What do prohibition signs indicate?

_____.

5. Name some of the symbols in the signs:

_____.

COMMANDS:

1



Read and



Match.

T. tells Ss to read the sentences and match them correctly.

1. Caution / Workers at Job
2. Don't push / Students at school
3. Don't speak / In the library
4. Don't touch / Art in the Museum
5. No bikes / Kids in the park
6. No smoking / In a restaurant

GRADING INSTRUCTIONS:

-2 point each
-Right or wrong
(Total: 12 points)

2



Read and



Write.

T. tells Ss to read the sentences and write the correct verb.

1. walking
2. turn
3. talk
4. leave
5. stop
6. wear

-2 points each
-Right or wrong
(Total: 12 points)

3



Read and



Write.

T. tells Ss to read the article and answer the questions.

1. Signs can provide information about hazards.
2. Through the use of symbols and signs.
3. Electrical, chemical or mechanical hazards.
4. Specific equipment or materials should not enter an environment.
5. Person, cell phones, cigarettes or turning directions.

-3 points each
-Right or wrong
(Total: 15 points)

TOTAL POINTS 39