


PROGRAMA NACIONAL DE INGLÉS

Cuaderno de Actividades





Read and



Match.

Online Risks

Activity

1

* Look and match the picture with the correct online risk.

1. Malware



a.



2. Cyberbullying



b.



3. Piracy



c.



4. Phishing



d.



True or False



* Read and circle True or False.

1. **Malware** is designed to protect your computer.

2. **Cyberbullying** can happen through text messaging or social networks.

3. **Piracy** refers to illegally share copyrighted material.

4. **Phishing** involves an email that looks like it is from an illegal company.

True	False
True	False
True	False
True	False



* Look at the pictures and label.

Phrase Bank

- a. Eye strain b. Internet addiction c. Wrist strain



1. _____.

2. _____.

3. _____.

*Write a sentence with each phrase.

1. _____

2. _____

3. _____


Suggestions for a Risky Situation



*T. reviews types of statements.

Word Bank

- a. Keep your computer b. Limit the time c. personal information d. Tell an adult



Don't share _____.



_____ you spend on computers and mobile devices.



_____ if you receive a mean message.



_____ screen about 25 inches away from your face.



Read and



Color .

Color in green the safe information 

Color in red the private information 

Safe: Private:

	Safe:	Private:
1. Your first and last name.	<input type="radio"/>	<input type="radio"/>
2. A photo of yourself.	<input type="radio"/>	<input type="radio"/>
3. What sport you play.	<input type="radio"/>	<input type="radio"/>
4. Your phone number.	<input type="radio"/>	<input type="radio"/>
5. Your favorite book.	<input type="radio"/>	<input type="radio"/>
6. Your address.	<input type="radio"/>	<input type="radio"/>
7. Where you go after school.	<input type="radio"/>	<input type="radio"/>
8. Your favorite color.	<input type="radio"/>	<input type="radio"/>

Online Safety Tips



Read ,



Mark and



Discuss .

*Work in pairs to share and discuss your answer.

1. Tell an adult if you have a bad experience online.
2. Meet anyone on real life that you meet online.
3. Share bad photos of your friends.
4. Be polite and kind with people.
5. Check your privacy settings regularly.
6. Be careful with your personal information.
7. Keep passwords private.

Do

Don't

Do	Don't



Read and




Match.

Internet Safety

Activity

7

Main Ideas



1. Do not open links in e-mail from a stranger.
2. Do not tell anyone your password.
3. Think before you post.
4. Do not give out your personal information, about your family or friends.

Supporting Ideas

- A. Any comment or image you post online may be embarrassing or harmful. Only post what is kind.
- B. People can pretend to be you online.
- C. You may download computer virus that can harm your computer or steal your personal information.
- D. You may expose yourself to serious risk such as cybercrime or harassment.

 Read and
  Write and
  Draw .

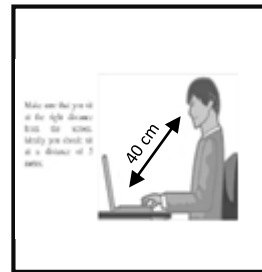
* Choose a risking situation, write and illustrate 3 suggestions to prevent it.

Example:


Risk Situation :



Eye Strain



Sit far from the screen.



Sit properly.



Don't spend too much time.

Suggestions:

Risk Situation:



Illustrated Report (Final Product)



Draw ,



Write and



Color .

Risks

How to prevent them

<hr/>		
<hr/>		
<hr/>		
<hr/>		