




Estado  
de Coahuila




Secretaría de Educación



# PROGRAMA NACIONAL DE INGLÉS

## CUADERNO DE ACTIVIDADES



 Look,  Read and  Match/Connect.

\* Match the punctuation marks with their names and descriptions.

Example:

1.- ?

A. Ellipsis

h. It indicates the end of a sentence or follows an abbreviation.

2.- !

B. Comma

i. It shows emphasis.

3.- .

C. Exclamation Mark

j. It indicates direct quotations.

4.- ,

D. Full stop / Period

k. It creates an intriguing and mysterious atmosphere in the text.

5.- ...

E. Quotation Marks

l. It needs to go at the end of every interrogative sentence.

6.- ‘

F. Question Mark

m. It is often used to separate different ideas in a sentence.

7.- “ ”

G. Apostrophe

n. It can be used in contractions in place of omitted letters.



\*Read the story and find the five punctuation mistakes, then write the correct version.

one day, Snow White's stepmother found out where Snow White lived  
She disguised herself and came to the cottage.

She knocked on the door. Snow White told the woman she would not  
open the door. But the woman replied, "Are you afraid of poison?"  
Look! I will eat the apple myself. Then she took a bite out of the half  
of the apple that did not have poison.

So, snow white opened the door and ate the apple. She had barely taken  
a bite when she fell to the ground and died



1.- \_\_\_\_\_

2.- \_\_\_\_\_

3.- \_\_\_\_\_

4.- \_\_\_\_\_

5.- \_\_\_\_\_



Read,



Find and




Write.

\*Read the sentences and find the missing word to complete it.


## Word Bank

long      thin      sparkly      shiny      fly      red      kill


1. The magical object of Ali magic carpet is thin and \_\_\_\_\_. It is used to \_\_\_\_\_.



2. The magical object of Snow White story has a \_\_\_\_\_ and \_\_\_\_\_ color. It is used to \_\_\_\_\_ her.



3. The magical object of Cinderella is \_\_\_\_\_ and \_\_\_\_\_. It is used to turn ordinary things in something beautiful.








6th Grade  
Unit: 2

# Make a Collage

Activity 12

 Cut,  Glue and  Write.

\*Cut and glue some pictures of magical objects, then write their description using the Word Bank.

## Word Bank

Shiny Old Dusty Thin Sparkly Long Small Big Mystical