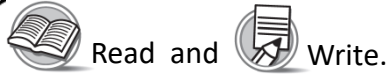




PROGRAMA NACIONAL DE INGLÉS

Cuaderno de Actividades





When to Use an Illustrated Guide

Activity 1

Sample Box

Following a recipe
Going to a party

Going to the beach
Playing a board game

Going to school
Setting a remote control



In what situations would you use an Illustrated Guide?

- _____.
- _____.
- _____.



Look,



Read and



Write .

Guides Bank

Illustrated food guide

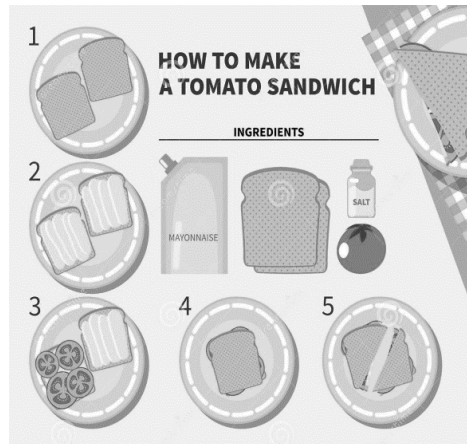
Illustrated board game guide

Illustrated remote control guide



1.

_____.



2.

_____.



3.

_____.



**5th Grade
Unit 3**

Illustrated Guide Components to make Hot Cakes

Activity

3



Look,



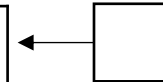
Read and



Number.

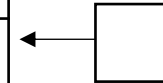
Steps

First	Next	Then	Finally



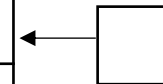
Materials

bowl	whisk	pan	turner



Ingredients

eggs	flour	milk	butter



How to Make a Hamburger

Activity

4



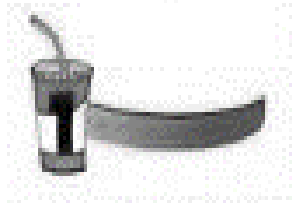
Look ,




Read and




Write .




1. _____



2. _____



3. _____



4. _____

Instructions

Then, add lettuce,
tomatoes and mayonnaise.

Finally, put the other bun
on top.

First, get a bun.

Next, put on the meat.



5th Grade Unit 3

Put Together the Illustrated Guide

Activity

5



Look ,



Read ,



Find ,



Cut and



Glue .


Step 1



Step 2



Step 3



Step 4



Steps



Finally, enjoy
eating the
pancakes.




Next, pour the
mixture into
the hot pan.



Then, mix the
ingredients.



First, gather the
ingredients.





5th Grade
Unit 3

Illustrated Hot Dog Guide

Activity


6



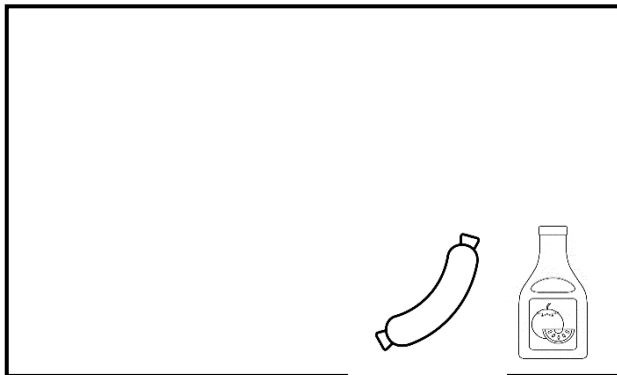
Read and



Draw.



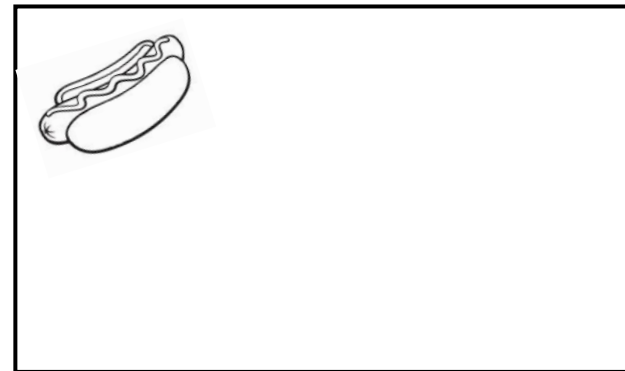
1. First, get the hot dog bun.



3. Next, add sausage and ketchup.



2. Then, add mayonnaise and mustard.



4. Finally, eat and enjoy.



Look,



Read and



Complete.

* Complete the cycle.

Sequence Connectors

Finally First Next Then


1. _____,
make a whole in
the dirt.



2. _____, add
the seeds.



3. _____,
add water.



4. _____,
watch it grow.



**Plant Life
Cycle**

What goes first?

Activity

8



Look,



Think and



Write.

*Read the steps and put them in order.

A. Watch them grow.

B. Water the plants regularly.

C. Put some seeds in the pot.

D. Put the pot in a sunny place.



1.

2.

3.

4.



Design an Illustrated Guide

Activity

9



Think,



Draw,



Write and



Color.

1. _____

_____.

2. _____

_____.

3. _____

_____.

4. _____

_____.