



Estado
de Coahuila

Secretaría de Educación



PROGRAMA NACIONAL DE INGLÉS

CUADERNO DE ACTIVIDADES






Look, Read and Write.

Word Bank

funny polite lazy cheerful lovely shy rude friendly

1. My classmates are _____.



5. Pedro is a _____ boy.



2. My grandma is _____.



6. The clown is _____.



3. I have a _____ dog .



7. I am _____.



4. My little sister is _____.



8. Ana is always _____.



Answer Key: 1. friendly, 2. lovely, 3. lazy, 4. polite, 5. rude, 6. funny, 7. shy, 8. cheerful.



Describing a Family

 Look,  Read and  Underline .

EXAMPLE:



1. The sister is **shorter/ taller** than the brother.
2. The brother is **shorter/ taller** than the father.
3. The sister has **curly/ straight** hair.
4. The mother has **curly/ straight** hair.

Answer Key: 1. taller, 2. shorter, 3. curly, 4. straight.



Using Connectors



Read and



Complete.

Word Bank

and but or

1. I like coffee _____ tea.



2. I like coffee _____ I don't like tea.



3. I don't like tea _____ coffee.




4. Would you like tea _____ coffee?



Stages of Life

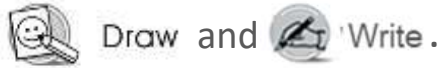
 Look and  Draw.

*Draw the stages of life on the graphic as you learned in this unit.





Final Product Development Graph



*Draw and write the life stages of a person. You can also use magazine cut outs to represent your Development Graph.

A large, empty rectangular box with a black border, intended for drawing and writing the life stages of a person.A large, empty rectangular box with a black border, intended for drawing and writing the life stages of a person.A large, empty rectangular box with a black border, intended for drawing and writing the life stages of a person.A large, empty rectangular box with a black border, intended for drawing and writing the life stages of a person.