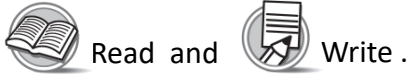


PROGRAMA NACIONAL DE INGLÉS

Actividades de Preparación para la Evaluación Diagnóstica






*Look at the pictures and sentences from the Word Bank and write them in the correct number.

Sentence Bank

-They are worried about the new teacher. -She is concerned about not having friends.
-She is worried about not talking to her best friend. -She is worried about her homework.




1. _____



2. _____



3. _____



4. _____



Worries and Concerns

Activity

2



Read and Circle .

*Read the questions and circle which would you use for the following situations.

Worried: Unhappy because you are thinking about problems or unpleasant things that might happen.

Concerned: For someone that is feeling bad and you want them to be happy, safe and well.

Example:

1. What makes you feel concerned?

2. What is your name?

3. What is the matter?

4. Are you worried about your sister?


5. Are you happy with your score?

6. Do you like chocolate?

Identify the Speakers

Read and Write .

Dear, you look worried. What is the matter?



I have a big problem with my homework.

*Classify the expressions and write them in the correct column using the Word Bank.

Word Bank

Hi! You look worried. I am afraid that... Don't worry you will be fine.
 I am worried about... Count on me. Everything will be OK!

EXPRESSING CONCERNS	EXPRESSIONS TO REPLY TO CONCERNS
1.	1.
2.	2.
3.	3.

“Tony Goes to School”



Read ,



Look and



Number .

*Read the story. Look at the pictures and number them in the correct order.

1. Tony goes to school, he says good bye to his mom.

2. He takes the same route every day.

3. On his way to school he sees some of his friends.

4. Everybody walks together.


5. They arrive to school on time.

6. Tony and his partner are reading a story.



“The New Friends”

 Look,  Read,  Cut and  Glue.




1. An ant is drowning in a pond.

2. A bird notices and saves it.

3. The ant thanks to the bird and promises to help if need.

4. A man listens to the singing bird and tries to hunt it.

5. The ant bites the man giving the chance to the bird to escape.



“The Swing”



Read and



Complete .



1. One day Carol and her father _____ to build a swing.



2. The father _____ building the swing with Carol’s help.



3. Soon the swing _____.



4. And then Carol _____ the swing.

Word Bank

was ready
started
enjoyed
decided





Read ,



Match and



Mark .



● Drink water.



● Don't watch too much T.V.



● Take a shower every day.



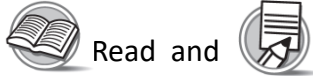
● Don't eat fast food.



● Sleep at least eight hours a day.



Unscramble the Sentences

 Read and Write.



water Drink

_____.



every shower Take a day

_____.



hours day Sleep a eight

_____.





fruits vegetables Eat and

_____.

Read, Match and Write.

Example:

- | | |
|----------|----------------------------|
| 1. Sleep | exercise |
| 2. Do | water |
| 3. Take | at least eight hours a day |
| 4. Eat | a shower every day |
| 5. Drink | fruits and vegetables |



Sleep at least eight hours a day.

_____.

_____.

_____.

_____.



Advertisement Elements

Activity 10

Read, Find and Number.

The advertisement is for 'Kids Summer Camp' and includes the following elements:

- YOUR LOGO**: A placeholder for a logo in the top left corner.
- June 26-30**: The dates of the camp in the top right corner.
- Kids Summer Camp**: The main title in the center.
- Regular Registration \$300**: A price tag on the right side.
- Visuals**: Three circular images showing children engaged in various activities.
- FUN & CREATIVE OUTDOOR ACTIVITIES**: A banner below the images listing activities: Outdoor Games, Treasure Hunt, Story Telling, Carnival Games, Interactive Games, etc.
- AT KID'S PARK, 1234 MAIN STREET NEW YORK**: The location information at the bottom.

Callout circles are labeled as follows:

- a.** Points to the circular images of children.
- b.** Points to the location information at the bottom.
- c.** Points to the main title 'Kids Summer Camp'.
- d.** Points to the location information at the bottom.
- e.** Points to the 'YOUR LOGO' placeholder.

1. Headline

2. Contact Information

3. Visuals

4. Body

5. Business Logo

Read, Write and Color.

MEXICAN TOY STORE

www.mexicandoll.com

**GET YOUR
MEXICAN
DOLL!**



\$30 USD

Special discount if
you buy on line!

Visit 1563, 5th Avenue
St. Paul, Minnesota
Call 257-76-85-07

1. What is the name of the store? _____.
2. What is the phone number? _____.
3. What product is it promoting? _____.
4. How much does it cost? _____.
5. How can you get a discount? _____.

Who am I?


Read and Number.




Firefighter



Veterinarian



Police officer



Bus driver



Teacher



Doctor

1. I can help sick people in the hospitals.
2. I can drive my school bus.
3. I can put out fires and use a fire hose.
4. I can catch criminals in the streets.
5. I can cut people's hair.
6. I can teach students to learn at school.
7. I can cure sick animals.
8. I can bring the mail in the city.



Mail carrier



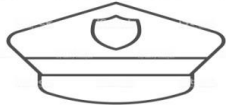


Hair stylist



Guess who?



Activity	Where do work?	What do have to wear?	What instruments do..... use?
Teachers			
Doctors			
Bus drivers			
Mail carriers			
Police officers			



Can you guess the activity?

Activity 14


 Read and  Match.



A.



B.



C.

He cooks and wears aprons.

She cuts people's hair and uses scissors.

He cures sick animals.



Where can we find information?

Activity 15



Read and



Write.

Word Bank

-T. V. -Internet -Book -Magazines -Newspaper -Text book -Encyclopedia



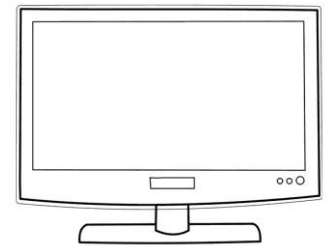
1. _____



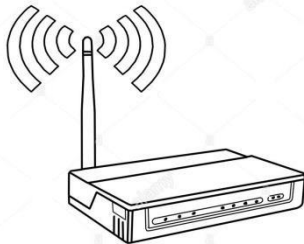
2. _____



3. _____



4. _____



5. _____



6. _____



7. _____



What do you know about insects?

Activity

16



Read,



Underline and



Write.

*Read the article about the insects and answer the following questions:

“THE INSECTS WORLD”

There are at least one million different insect species, including beetles, butterflies, ants, and bees. All insects have six legs and a body covered by a hard exoskeleton. A typical insect's body has three main parts; head, thorax and abdomen. Insects have compound eyes; they can see all around their body simultaneously.

INTERESTING
INSECTS



1. How many different insect species are there?

_____.

2. How many legs do insects have?

_____.

3. What are the main parts of a typical insect?

_____.

4. How can insects see?

_____.



The World of Insects

Activity 17





Read and




Circle .

*Read the information and the statements. Circle if they are True (T) or False (F).

Locust  causes problems for humans. They eat our crops.

Honeybees  pollinate many plants and make honey. They are social creatures. They live in colonies of up to 50,000 individuals. The queen lays up to 1,500 eggs every day during the summer. Ants are social insects too. The queen and the male insects can fly.

The female cannot. The  froghoppers are the best jumpers in the world.

1. **Locusts** pollinate many plants and make honey.

T F

2. **Honeybees** queen lays up 1,500 eggs every day during summer.

T F

3. **Ants** are social insects too. The queen and the male insects can fly. The female cannot.

T F

4. **Honeybees** cause problems for humans. They eat our crops.

T F

5. **Froghoppers** are the best jumpers in the world.

T F



Parts of a Letter

Read, Cut and Glue.

1. → July 12th, 2020

2. → Dear Sara,

3. → How are you? I hope you are having fun in school. Have you made any new friends? I have made lots of friends at school.
I hope that you will write back soon.

4. ← Your friend,

5. → Tommy Smith

Word Bank



- Signature
- Body
- Heading
- Closing
- Greeting



Complete the Letter

Activity 19



Read,



Mark and



Complete.

1. _____

2. _____,

Last summer I visited the Famous Mexican Pyramids with my family.

While going up the Pyramid of the Sun, I saw the mountains at the distance. It was a very beautiful view.

3. _____,

4. _____

1. Heading

- Hello
- Nora
- May 7th, 2020

2. Greeting

- May 7th, 2020
- Dear Ann
- Thank you

3. Closing

- See you
- Hello
- Thank you

4. Signature

- May 7th, 2020
- Hello
- Nora

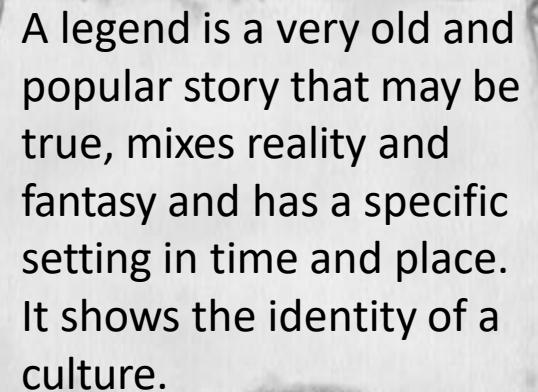


What is a legend?

Activity 20





- Legends are based on the life of real person.
- Legends are very old and popular stories.
- Legends are comic stories.
- Legends talk about historical figures and events.
- Legends are passed from person to person.
- Legends mix reality and fantasy.



A legend is a very old and popular story that may be true, mixes reality and fantasy and has a specific setting in time and place. It shows the identity of a culture.



*Mark the legends.





The Legend of the Nahual

Activity 22



Read and



Write.

Five hundred years ago, there lived a Nahual in the mountains of Mexico. In the day the Nahual was a woman. In the night she changed into an enormous cobra with a huge mouth and flashing red eyes. It hissed loudly at the villagers. The villagers were very frightened.

1. Where did the Nahual live?

_____.

2. What was the Nahual in the day?

_____.

3. What was the Nahual in the night?

_____.


4. How were the villagers for the Nahual?

_____.


Read and Write.

Word Bank

Tamales / Pozole / Guacamole / Corn / Tacos / Mole



1. _____




2. _____



3. _____



4. _____



5. _____




6. _____

 Read and Complete.

Word Bank

and
but
as

1. I like tacos ____ mole.
2. I like enchiladas ____ I don't like pozole.
3. I like tacos ____ well ____ enchiladas.
4. I love tamales ____ I don't like menudo.
5. I love tostadas ____ well ____ tamales.
6. I like mole ____ enchiladas.





Mexican Dishes Descriptions

Activity 25



Read ,



Unscramble and



Write .


1. famous / mexican / are / a / very / dish / Tamales

_____.



2. Mole / typical / food / in / Oaxaca / state / a / is / the / of

_____.



3. in / Mexico / Tostadas / are / a / dish / popular

_____.





Read,



Guess and




Underline.



1.

Offers help / Asks for help



2.

Offers help / Asks for help




3.

Offers help / Asks for help



4.

Offers help / Asks for help



5.

Offers help / Asks for help



6.

Offers help / Asks for help



5th Grade

Offering Help and Asking for Help

Activity

27



Read,



Classify and



Write.

*Read the following questions and statements, classify and write them in the correct category.

I don't understand.

May I offer my assistance?

Can I give you a hand?

I need help.

I need a favor.

Do you need any help?

Would you like my help?

Give me a hand.

Offering help:

Asking for help:



Read and



Write.

*Write phrases in the speech bubbles to make a conversation.



- Can you help me?
- I need help.
- Could you help me?
- Would you help me?

- Sure. How can I help you?
- What can I do for you?
- Yes, of course.
- Yes.