



Estado  
de Coahuila

Secretaría de Educación



# PROGRAMA NACIONAL DE INGLÉS

## CUADERNO DE ACTIVIDADES





# Unscramble the Questions



Read,



Unscramble,



Write and



Underline.

\*Read and order the following questions. Underline if they are used to ask for help or to offer help.

1. you?/Could/I/help \_\_\_\_\_

Ask for help/  
Offer help

2. me?/Would/help/you \_\_\_\_\_

Ask for help/  
Offer help

3. Can/help/you?/I \_\_\_\_\_

Ask for help/  
Offer help

4. you/Can /me?/help \_\_\_\_\_

Ask for help/  
Offer help

5. Do/need/you/help? \_\_\_\_\_

Ask for help/  
Offer help



Answer Key : 1. Could I help you? - Offer help. 2. Would you help me? - Ask for help. 3. Can I help you? - Offer help. 4. Can you help me? - Ask for help. 5. Do you need help? - Offer help.



# Let's Classify



Read and



Write.

\*Read the dialogues and write them in the correct box to classify them.

1. Do you need any help?  
Yes, thank you.
2. Could you give me a hand?  
Yes, of course.
3. What can I do for you?  
I can't find something on the internet.
4. Would you mind helping me out?  
Sure, I would.

| Asking for Help         | Offering Help           |
|-------------------------|-------------------------|
| <hr/><br><hr/><br><hr/> | <hr/><br><hr/><br><hr/> |
| <hr/><br><hr/><br><hr/> | <hr/><br><hr/><br><hr/> |

 Read,  Color and  Write.

Thank you!

Yes, please.


Really? Thank you.

Of course!

Sure, I could/would/can




Sure, no problem!

I appreciate it!

\*Write two sentences to offer help and answer them using the bubbles. 

---

---

 Read,  Look and  Write.

\*Look at the pictures and label them using the vocabulary in the word bank.

**Word Bank**

- Answering      - Offering help      -Asking for help



I will help you.



Thank you.



Can you help me, please?

1.
2.
3.

Answer Key: 1. Offering help, 2. Answering, 3. Asking for help.

