

PROGRAMA NACIONAL DE INGLÉS

CUADERNILLO DE ACTIVIDADES DE FORTALECIMIENTO ACADÉMICO



Expectations

 Read  Complete

Word Bank

play soccer

go dancing

write my letter

go to the market



1. I hope we can _____.



2. I hope we can _____.



3. I hope we can _____.



4. I hope I can _____.

Actions

 Find
  Circle
  Complete

Word Bank

speak read study
 travel arrive


P	O	Y	U	S	Q	Z	I
V	E	A	T	A	U	I	B
N	W	N	R	K	I	U	E
B	O	H	D	R	A	R	Z
M	P	A	S	N	I	N	O
L	E	V	A	R	T	V	R
R	Y	S	T	U	D	Y	E
S	P	E	A	K	A	I	V

*Complete the sentences with the words you found in the puzzle.


- I'll _____ by plane.
- I hope you _____ on time.
- She needs to _____ more books.
- Do you _____ English?
- He needs to _____ for the exam.

Conversations


 Look  Read  Complete



I like to _____ books.



I have to _____ for the exam.





Word Bank

Rhyming words Author Verse Title ~~Stanza~~

Twinkle, Twinkle, Little Star → 1.

Example:

2. Stanza



Twinkle, twinkle, little star,
How I wonder what you are!

3.

Up above the world so **high**,
Like a diamond in the **sky**.

4.

Twinkle, twinkle, little star,
How I wonder what you are!





By Jane Taylor → 5.

Rhyming Words

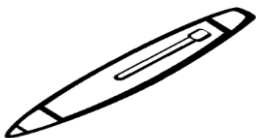


Examples: Crown-Down, Jill-Hill, Caper-Paper





1

<p>Bed</p> 	<p>Sun</p> 	<p>Bear</p> 	<p>Head</p> 
--	--	--	---

2

<p>Pen</p> 	<p>Hen</p> 	<p>Leg</p> 	<p>Cookie</p> 
--	---	---	--




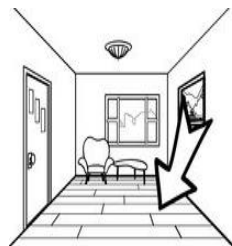

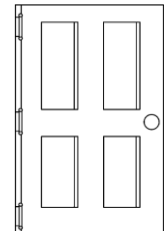
3

<p>Car</p> 	<p>Nut</p> 	<p>Jar</p> 	<p>Cake</p> 
--	--	--	---

Rhyming Words

 Color  Cut  Glue

1. Dog	2. Frog
3. Cat	4. Rat
5. Door	6. Floor

<p>A</p> 	<p>B</p> 
<p>C</p> 	<p>D</p> 
<p>E</p> 	<p>F</p> 

Instructions



Word Bank

Origami Kitty

Jam Sandwich

Build a Unicorn

What you need:



What to do:



Step 1: Spread butter on the bread.



Step 2: Spread jam on the bread.




Step 3: Place another slice of bread on top.



Step 4: Cut into quarters.



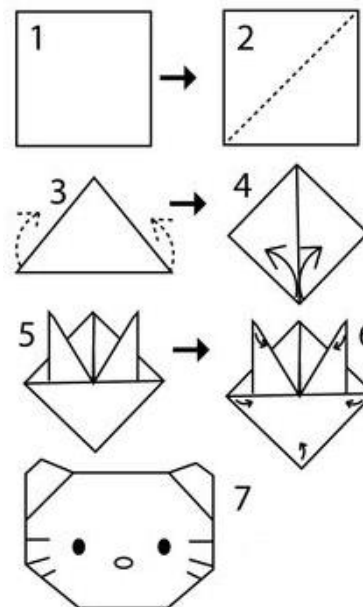
Step 5: Eat.



Step 1: Color de unicorn.

Step 2 :Cut out the pieces.

Step 3: Put the little unicorn together with a bit of glue.



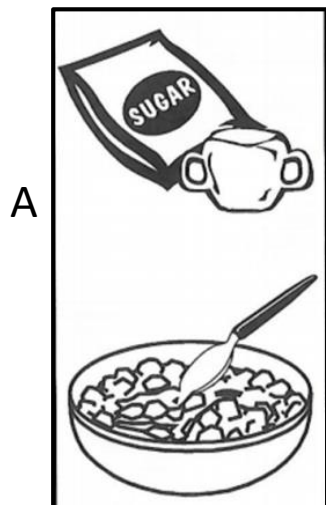
1.

2.

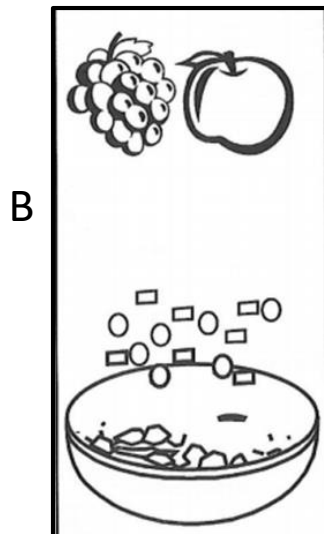
3.

Instructions

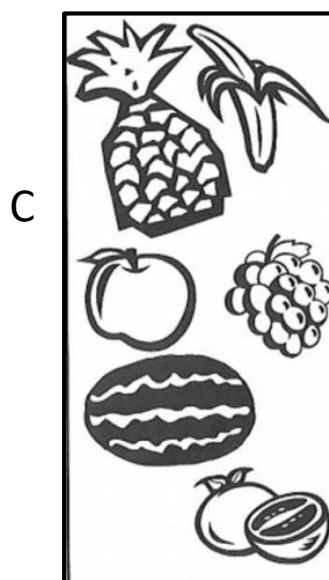
 Look  Read  Number  Color




Add some
sugar on
the fruit.

☐


Cut and put
the fruit in
a bowl.

☐


Choose
some fruit.

☐


Serve the
fruit in small
cups.

☐



Instructions



WORD BANK

TITLE

MATERIALS

PICTURES

STEPS

INGREDIENTS

ORIGAMI

FOLLOW

PRODUCT

MAKE

RECIPE

G	W	S	G	V	G	O	D	I	O	P	I	Q	U	G
Q	C	T	W	T	B	H	H	W	R	I	N	Q	D	M
X	C	E	H	A	U	W	X	O	I	C	G	U	A	F
X	J	E	P	D	H	C	D	L	G	T	R	T	K	D
I	D	E	O	I	A	U	E	L	A	U	E	S	Y	Z
I	L	N	K	T	C	J	H	O	M	R	D	K	M	R
L	Z	T	I	T	L	E	Y	F	I	E	I	R	A	J
Q	Y	F	J	A	A	L	R	A	Q	S	E	T	N	M
B	L	G	F	U	K	G	L	X	T	R	N	K	V	F
X	D	S	T	E	P	S	S	S	C	U	T	N	H	S
C	E	X	J	S	R	J	H	G	L	F	S	K	F	X
A	N	N	H	Z	S	G	S	N	C	F	L	M	V	L
S	G	F	J	E	L	D	M	I	L	W	J	S	P	Y
Q	J	K	M	N	V	B	K	G	F	F	J	I	J	Y
Q	G	R	D	G	F	Q	V	N	P	F	D	R	X	Y

Public Advertisements



Why would you like to go to these events?


1.



I would like to go because...

- A) I like to dance.
- B) I like to eat.
- C) I like to sleep.

2.



I would like to go because...

- A) I like to read.
- B) I like to run.
- C) I like to watch movies.



Public Advertisements



1. Ad for children.



2. Ad for adults.



Public Advertisements



BOYS AND GIRLS CLUB

**KIDS
PLAYING FOR
KIDS**

Place:
HAPPY CLUB

Date:
Friday, September 21st, 2020
4:30 – 5:30 PM



1. **When is the event?**
 - a) Thursday, September 20th, 2020.
 - b) Saturday, December 21st, 2020.
 - c) Friday, September 21st, 2020.
2. **Where is the event?**
 - a) Paul's Club.
 - b) Happy Club.
 - c) Mike's Club.
3. **What is the advertisement about?**
 - a) It's an advertisement for a musical event for kids.
 - b) It's a sale announcement.
 - c) It's a restaurant advertisement.

The Hare and the Tortoise

Look 123 Number




A



B



C




D

The Hare and the Tortoise

 Read
  Find
  Complete
  Color

1. The _____ had been blessed with strong back legs.
2. "If you went much slower, the grass would grow over _____!"
3. "You may rush all you wish," the _____ said.
4. The _____ raced along the road.
5. The hare sat down under a tree and went to _____.
6. The tortoise won the _____.



Word Bank

hare
 sleep
 hare
 you
 tortoise
 race

The Hare and the Tortoise

 Look
  Spell
  Complete
  Color

1. T r t i s e
2. H r e
3. l o w e
4. S t o
5. G r s s
6. o a d
7. F r e n s
8. L g s
9. r e e
10. R s t e r



Science Topics

Read Look Write

Word Bank

Experiments

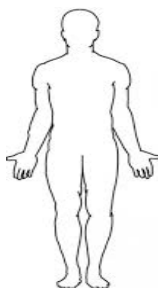
Human Body

Planets

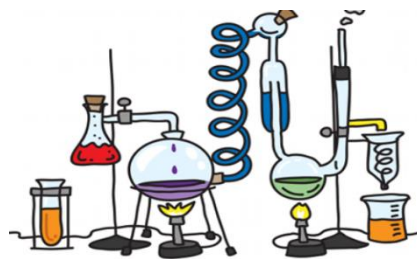
Animals

Ecosystems


Food



1. _____



2. _____



3. _____



4. _____

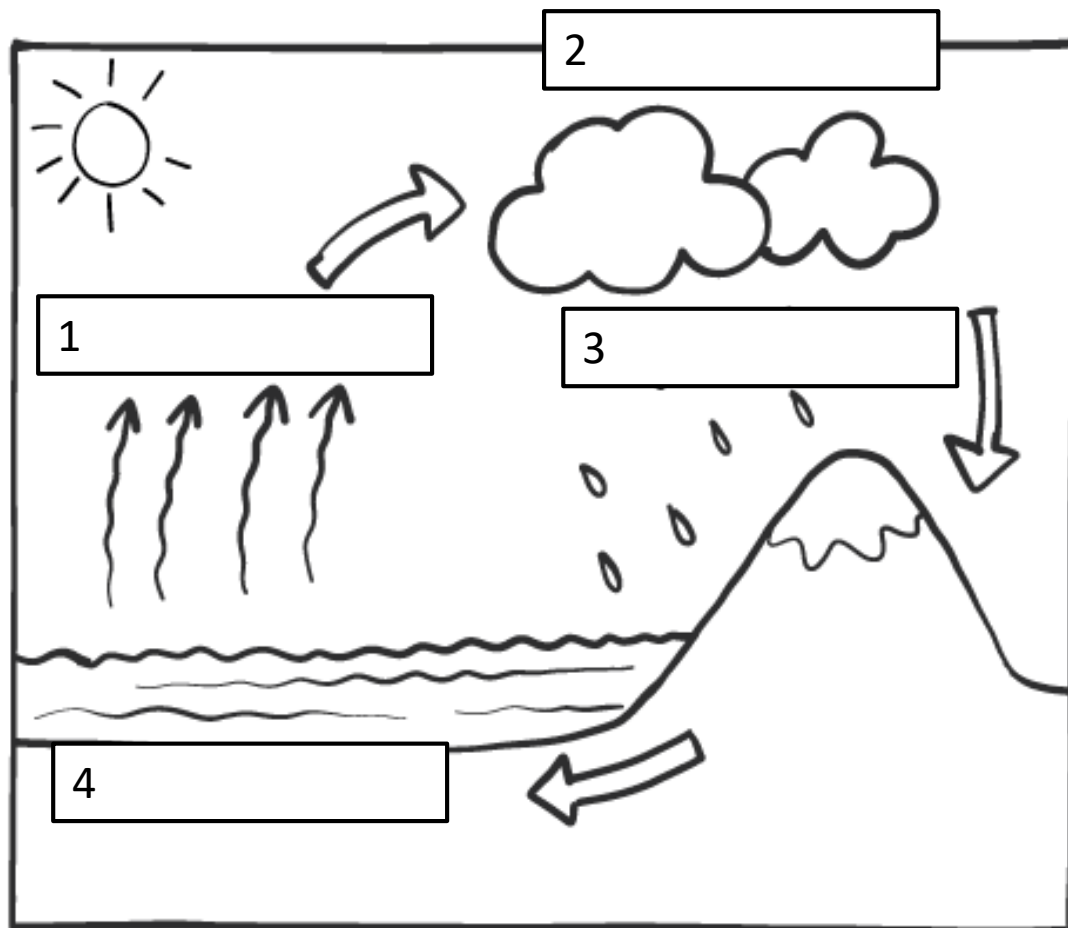


5. _____



6. _____

The Water Cycle



Word Bank

Collection

Condensation

Evaporation

Precipitation



4th Grade

Activity 18

Life Cycle of a Sea Turtle




Look




Number





Color




Hatchling



Juvenile Turtle



Adult



Egg





Understand and Express Wants and Needs

Activity 19



Writing #1

Hi Grandpa,
My school fair is this Saturday. Can you come? I want to take pictures of my science project.
See you on Saturday.
Carlos.

Writing #2

Dear Carlos,
Thank you for your invitation. Of course, I can come to the school fair! I want to see the science project. I'm sorry I can't bring a camera, but I can bring my phone!
See you on Saturday.
Love, Grandpa.

1. Which of the writings is an invitation?

2. Who is the invitation for?

3. Who is sending the invitation?

4. When is the fair?





Understand and Express Wants and Needs



MONDAY	TUESDAY	WEDNESDAY	THURSDAY	FRIDAY
Don't forget to do your Homework. I love you!	I need you to set the table before I get home. I love you!	I wish someone could help me clean the house. Thanks!	Who can help with the laundry today? Thanks!	I want you to clean your bedroom. I love you!
Mom	Mom	Mom	Mom	Mom

1. What does Mom want on Friday?
_____.
2. What does Mom wish on Wednesday?
_____.
3. What does Mom need on Tuesday?
_____.





4th Grade

Understand and Express Wants and Needs

Activity 21



Read



Look

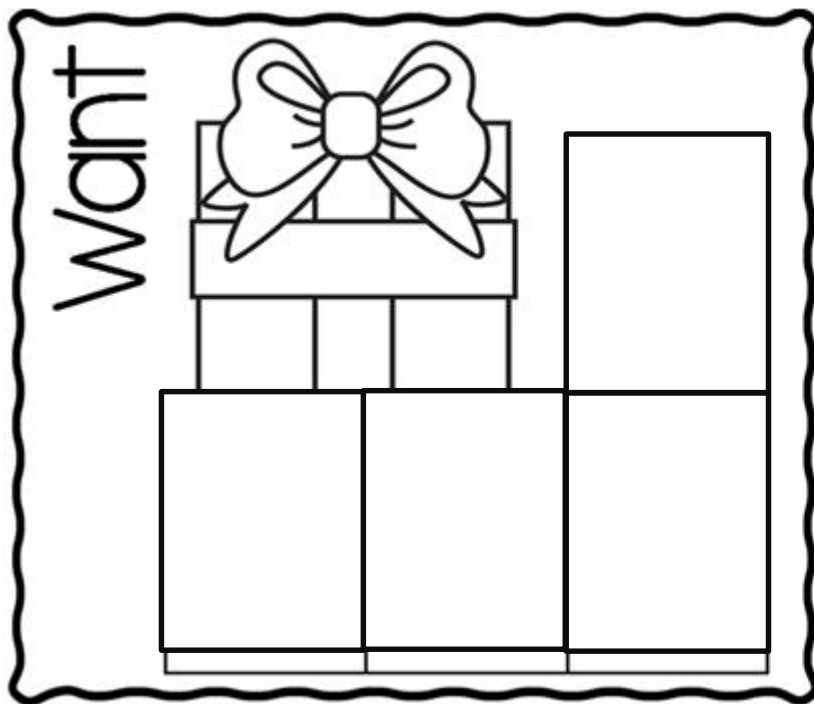


Cut

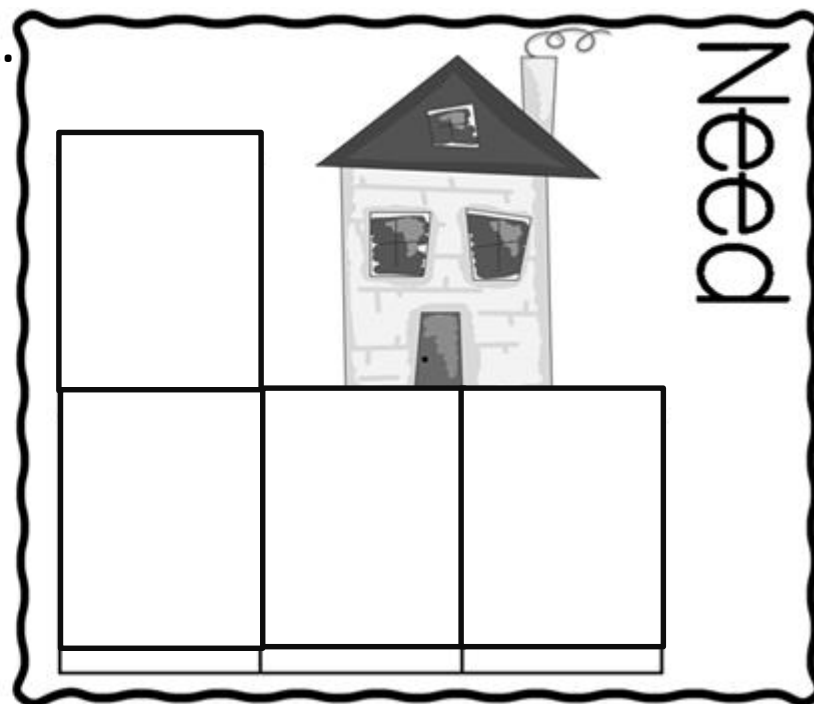


Glue

1.



2.



sleep



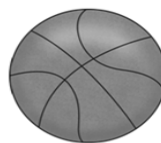
sun



dog



clothes



ball



phone



ipad



medicine

Answer Key: 1. Want: dog, ball, phone, ipad, 2. Need: sleep, medicine, clothes, sun.

Parts of a Book



Read



Write



Color

Word Bank

- A) Spine
- B) Title
- C) Back Cover
- D) Author
- E) Front Cover
- F) Illustrator

1.


2.

3.

4.

5.

6.





4th Grade

Activity 23

Goldilocks and the Three Bears




Read



Find



Circle



BEARS



GOLDSILCKS



BOWL



SLEEP



BED



CHAIR



FOREST



HOUSE

J	Y	Y	E	N	K	Y	G	I	U	O	J	L	O	N
C	M	Y	Y	H	S	A	J	Q	C	C	R	D	N	O
L	R	J	O	L	T	B	P	X	P	I	L	L	Z	H
T	L	U	W	N	M	Z	Q	Q	F	N	U	V	R	F
P	S	O	D	G	J	Y	K	V	T	L	B	R	J	Q
E	B	Y	Y	V	O	T	H	A	L	G	W	H	W	N
O	X	B	C	W	H	L	J	Z	R	M	G	M	L	Z
Q	T	R	K	U	E	I	D	I	Q	I	E	C	L	T
P	A	I	F	B	Z	A	Y	I	W	Y	H	X	V	T
S	R	A	E	B	C	F	F	P	L	F	Z	S	O	M
J	C	H	F	M	Y	C	O	H	E	O	H	M	M	H
C	C	C	Z	W	L	E	R	Q	T	E	C	P	K	G
F	L	H	B	E	D	K	E	K	D	U	L	K	L	C
S	B	U	Y	C	U	M	S	K	D	L	E	S	S	O
J	A	Z	R	K	V	B	T	K	C	S	W	T	P	J

Story Elements

Word Bank

A) Beginning B) Middle C) End

Goldilocks and the Three Bears

The Bears found out that someone ate the porridge, sat on their chair, and that someone was sleeping on Baby's Bear bed.

Goldilocks woke up, saw the three Bears, ran to the forest and never came back.

Goldilocks was walking in the forest and saw a house. She went inside and nobody was there.

1. _____

2. _____

3. _____

4. Characters:



5. Setting:



Musical Genres

Word Bank

A) Tambourine
E) Drum Set

B) Piano
F) Bongos

C) Electric Guitar
G) Guitar

D) Violin
H) Trumpet

Mariachi



1. _____

Tango



2. _____

Salsa



3. _____

Rock



4. _____

Pop



5. _____

Country



6. _____

Samba



7. _____

Classical



8. _____



4th Grade

Activity 26

Family Groups of Musical Instruments



Read



Cut



Classify



Glue

1. String Instruments	2. Brass Instruments
-----------------------	----------------------

3. Keyboard Instruments	4. Percussion Instruments	5. Woodwind Instruments
-------------------------	---------------------------	-------------------------



Tuba



Trumpet



Piano



Keyboard



Clarinet



Flute



Guitar



Harp



Drum



Tambourine






Graphic Resources



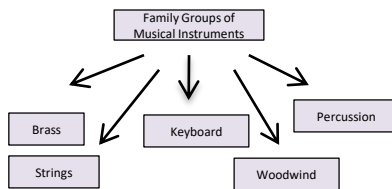
Read



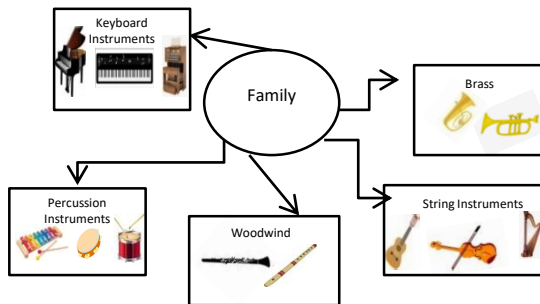
Match/Connect

Instrument's name	Picture	Family Group
Guitar		Strings
Flute		Woodwind
Drums		Percussion

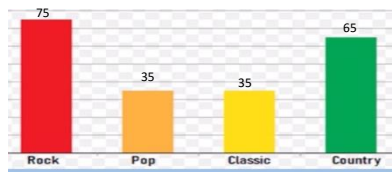
A. Chart



B. Diagram



C. Mind Map



D. Bar Graph

1. It orders information with circles or squares.


2. It shows information about quantity.

3. It orders the information as a list.


4. It orders the information as you wish.

Party Vocabulary


 Look  Circle  Color




1. Ball / Balloon




2. Present / Party



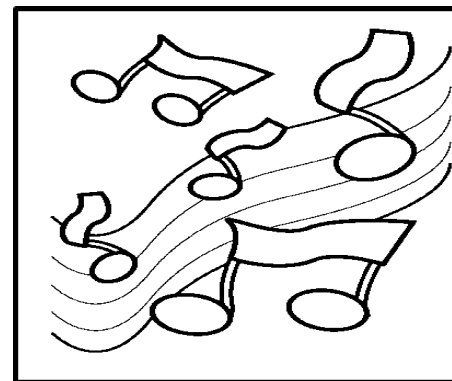
3. Cake / Car



4. Food / Drink



5. Hat / Rat



6. Music / Dance

Party Actions




Read



Look



Complete



Listen



Drink



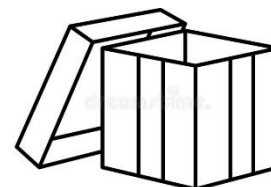
Eat



Blow



Hang



Open

1. _____ out the candles.
2. _____ to music.
3. _____ presents.
4. _____ cake.
5. _____ balloons.
6. _____ soda.





Party Actions



Look



Read



Complete



1. It's exciting
to open presents.



2. Clowns are
funny.



3. It's sad when I drop my ice cream.



4. It's fun when
I jump.



5. He feels fantastic
at the party.

Use the underlined words.

