

PROGRAMA NACIONAL DE INGLÉS

Actividades de Preparación para la Evaluación Diagnóstica





Read and



Complete.

Phrase Bank

play soccer

go dancing

write my letter

go to the market



1. I hope we can _____.



2. I hope we can _____.



3. I hope we can _____.



4. I hope I can _____.



Find,



Circle and



Complete .

Actions

Activity

2




Word Bank

speak read study
travel arrive


P	O	Y	U	S	Q	Z	I
V	E	A	T	A	U	I	B
N	W	N	R	K	I	U	E
B	O	H	D	R	A	R	Z
M	P	A	S	N	I	N	O
L	E	V	A	R	T	V	R
R	Y	S	T	U	D	Y	E
S	P	E	A	K	A	I	V

*Complete the sentences with the words you found in the puzzle.

1. I'll _____ by plane.
2. I hope you _____ on time.
3. She needs to _____ more books.
4. Do you _____ English?
5. He needs to _____ for the exam.


 Look,  Read and  Complete.

At what time will you _____?




1. arrive/speak

I like to _____ books.



3. speak/read

I will be _____.



2. loud/late

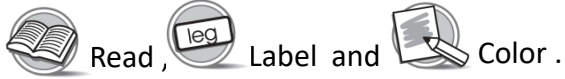
I have to _____ for the exam.



4. study/arrive



Twinkle, Twinkle, Little Star




Word Bank

Rhyming words Author Verse Title Stanza

Example:



2. Stanza



Twinkle, Twinkle, Little Star

1.

Twinkle, twinkle, little star, 3.

How I wonder what you are!

Up above the world so high, 4.

Like a diamond in the sky.

Twinkle, twinkle, little star,





How I wonder what you are!

By Jane Taylor 5.

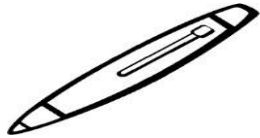



Read, Circle and Color.

Example: → Crown-Down.





1.

<p>Bed</p> 	<p>Sun</p> 	<p>Bear</p> 	<p>Head</p> 
--	--	---	---

2.

<p>Pen</p> 	<p>Hen</p> 	<p>Leg</p> 	<p>Cookie</p> 
--	---	---	--

3.

<p>Car</p> 	<p>Nut</p> 	<p>Jar</p> 	<p>Cake</p> 
--	--	--	---








Word Bank


Origami Kitty Jam Sandwich Build a Unicorn

What you need:

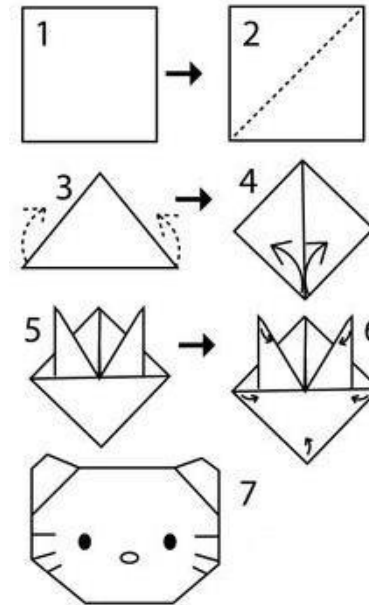


What to do:

-  Step 1: Spread butter on the bread.
-  Step 2: Spread jam on the bread.
-  Step 3: Place another slice of bread on top.
-  Step 4: Cut into quarters.
-  Step 5: Eat.



- Step 1: Color de unicorn.
- Step 2 :Cut out the pieces.
- Step 3: Put the little unicorn together with a bit of glue.



1.

2.

3.



Word Puzzle

Activity

7



Read ,



Find and



Circle .

G	W	S	G	V	G	O	D	I	O	P	I	Q	U	G
Q	C	T	W	T	B	H	H	W	R	I	N	Q	D	M
X	C	E	H	A	U	W	X	O	I	C	G	U	A	F
X	J	E	P	D	H	C	D	L	G	T	R	T	K	D
I	D	E	O	I	A	U	E	L	A	U	E	S	Y	Z
I	L	N	K	T	C	J	H	O	M	R	D	K	M	R
L	Z	T	I	T	L	E	Y	F	I	E	I	R	A	J
Q	Y	F	J	A	A	L	R	A	Q	S	E	T	N	M
B	L	G	F	U	K	G	L	X	T	R	N	K	V	F
X	D	S	T	E	P	S	S	S	C	U	T	N	H	S
C	E	X	J	S	R	J	H	G	L	F	S	K	F	X
A	N	N	H	Z	S	G	S	N	C	F	L	M	V	L
S	G	F	J	E	L	D	M	I	L	W	J	S	P	Y
Q	J	K	M	N	V	B	K	G	F	F	J	I	J	Y
Q	G	R	D	G	F	Q	V	N	P	F	D	R	X	Y


Word Bank

TITLE
MATERIALS
PICTURES
STEPS
INGREDIENTS
ORIGAMI
FOLLOW
PRODUCT
MAKE
RECIPE



Why would you like to go to these events?

1.



DANCES CLASSES

Cost
\$ 35


7:00-9:30 PM

MONDAY JULY 2ND

I would like to go because...

- A) I like to dance.
- B) I like to eat.
- C) I like to sleep.

2.



**THE SPONGEBOB
SQUARE PANTS MOVIE**

ONLY IN MOVIE THEATERS

I would like to go because...

- A) I like to read.
- B) I like to run.
- C) I like to watch movies.



Advertisement

Activity

9



Look,



Read and



Circle .

BOYS AND GIRLS CLUB

KIDS PLAYING FOR KIDS

Place:
HAPPY CLUB

Date:
Friday, September 21st, 2020
4:30 – 5:30 PM



1. When is the event?

- a) Thursday, September 20th, 2020.
- b) Saturday, December 21st, 2020.
- c) Friday, September 21st, 2020.

2. Where is the event?

- a) Paul's Club.
- b) Happy Club.
- c) Mike's Club.

3. What is the advertisement about?

- a) It's an advertisement for a musical event for kids.
- b) It's a sale announcement.
- c) It's a restaurant advertisement.



The Hare and the Tortoise


Activity 10




1. The _____ had been blessed with strong back legs.
2. “If you go much slower, the grass would grow over _____!”
3. “You may rush all you wish,” the _____ said.
4. The _____ raced along the road.
5. The hare sat down under a tree and went to _____.
6. The tortoise won the _____.

Word Bank

Hare
sleep
hare
you
Tortoise
race




Look, Cut and Number.



Look, Complete, Spell and Color.

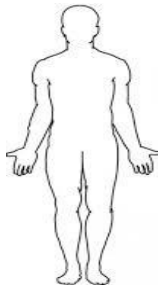
1. T r t i s e
2. H r e
3. l o w e
4. S t o
5. G r s s
6. o a d
7. F r e n s
8. L g s
9. r e e
10. R s t e r




Read, Look and Write.

Word Bank


Experiments Human Body Planets Animals Ecosystems Food



1. _____




2. _____



3. _____



4. _____



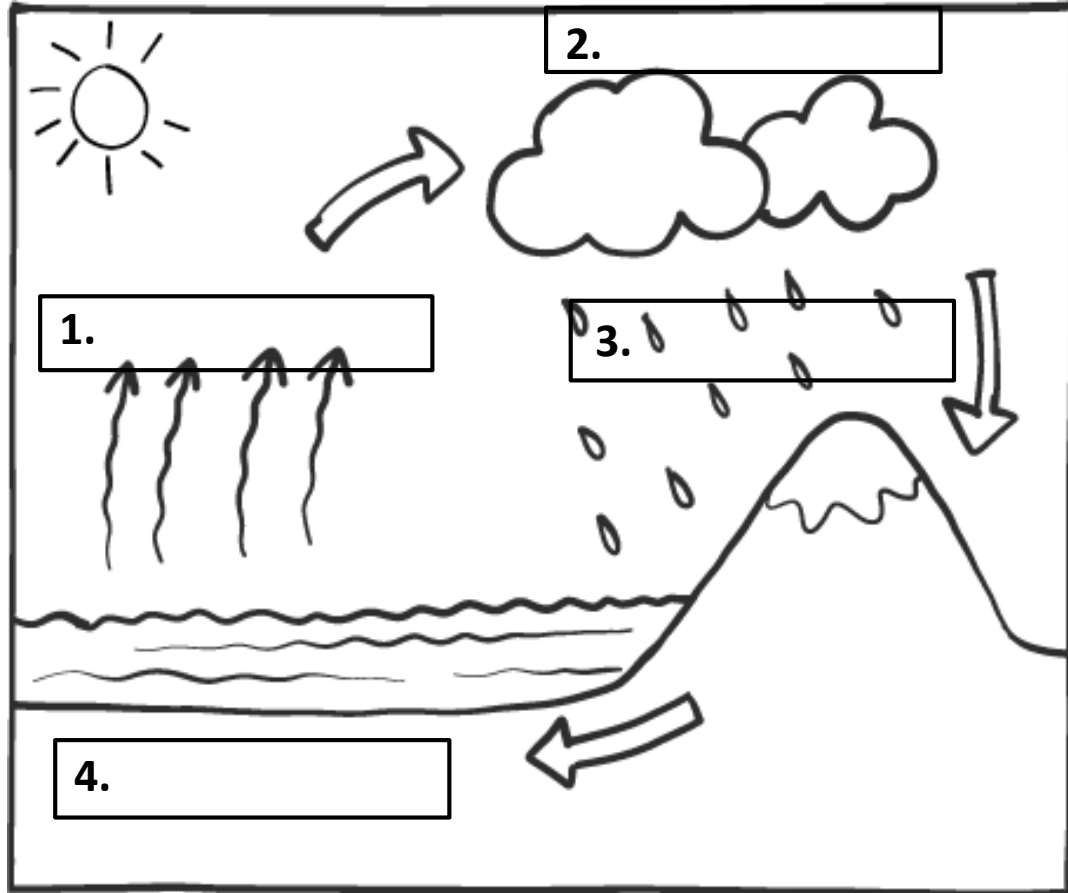
5. _____



6. _____

The Water Cycle

Read, Write and Color.




Word Bank


- Collection
- Precipitation
- Condensation
- Evaporation

Life Cycle of a Sea Turtle


Look, Number and Color.




Hatchling



Adult



Juvenile Turtle



Egg



Understand and Express Wants and Needs

Activity 16



Writing #1

Hi Grandpa,
My school fair is this Saturday. Can you come? I want to take pictures of my science project.
See you on Saturday.
Carlos.

Writing #2

Dear Carlos,
Thank you for your invitation. Of course, I can come to the school fair! I want to see the science project. I'm sorry I can't bring a camera, but I can bring my phone!
See you on Saturday.
Love, Grandpa.

1. Which of the writings is an invitation?

2. Who is the invitation for?

3. Who is sending the invitation?

4. When is the fair?



Understand and Express Wants and Needs



MONDAY	TUESDAY	WEDNESDAY	THURSDAY	FRIDAY
Don't forget to do your Homework. I love you!	I need you to set the table before I get home. I love you!	I wish someone could help me clean the house. Thanks!	Who can help with the laundry today? Thanks!	I want you to clean your bedroom. I love you!
Mom	Mom	Mom	Mom	Mom

1. What does Mom want on Friday?

_____.

2. What does Mom wish on Wednesday?

_____.

3. What does Mom need on Tuesday?


_____.

Understand and Express Wants and Needs

 Read,
  Look,
  Cut and
  Glue.

1.

want




{glue here}

{glue here} {glue here} {glue here}










2.

Need



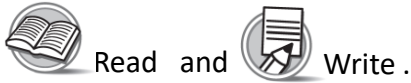
{glue here}

{glue here} {glue here} {glue here}

- 
- 
sleep
 - 
sun
 - 
dog
 - 
clothes
 - 
ball
 - 
phone
 - 
ipad
 - 
medicine



Parts of a Book



1.

2.

3.

6.

5.

4.



Word Bank

Spine

Title

Back Cover

Author

Front Cover

Illustrator



Read,



Find and



Circle.

Word Bank



BEARS



GOLDSILLOCKS



BOWL



SLEEP



BED



CHAIR



FOREST



HOUSE



Story Elements



Read and



Complete.

Word Bank

Beginning

Middle

End

Goldilocks and the Three Bears

The Bears found out that someone ate the porridge, sat on their chair, and that someone was sleeping on Baby's Bear bed.

1. _____

Goldilocks woke up, saw the three Bears, ran to the forest and never came back.

2. _____

Goldilocks was walking in the forest and saw a house. She went inside and nobody was there.

3. _____

4. Characters:



5. Setting:





Read and



Complete.

Word Bank

Tambourine	Piano	Electric Guitar	Violin
Drum Set	Bongos	Guitar	Trumpet

Mariachi



1. _____

Tango



2. _____

Salsa



3. _____

Rock



4. _____

Pop



5. _____

Country



6. _____

Samba



7. _____

Classical








8. _____





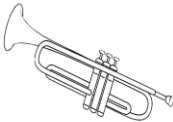








Family Groups of Musical Instruments

 Read ,  Cut ,  Classify and  Glue .

1. String Instruments 	2. Brass Instruments 
---	---

3. Keyboard Instruments 	4. Percussion Instruments 	5. Woodwind Instruments 
--	--	---



 Tuba	 Trumpet
 Piano	 Keyboard
 Clarinet	 Flute
 Guitar	 Harp
 Drum	 Tambourine



Read and



Match.

Graphic Resources

1. It orders information with circles or squares.

2. It shows information about quantity.

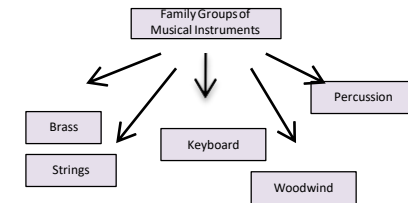
3. It orders the information as a list.

4. It orders the information as you wish.

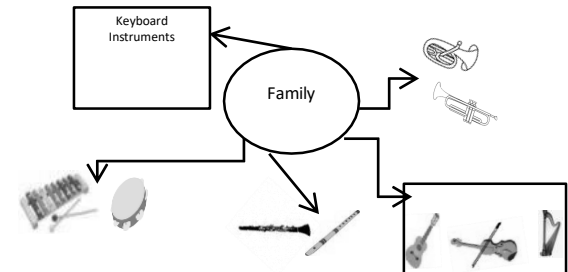
• A. Chart

Instrument's name	Picture	Family Group
Guitar		Strings
Flute		Woodwind
Drums		Percussion

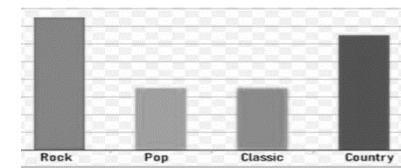
• B. Diagram




• C. Mind Map



• D. Bar Graph



Look, Circle and Color.




1. Ball / Balloon




2. Present / Party




3. Cake / Car



4. Food / Drink




5. Hat / Rat



6. Music / Dance

Read, Look and Complete.



Listen



Drink



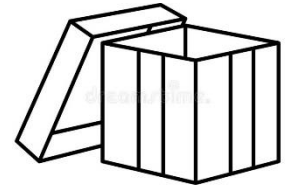
Eat



Blow



Hang



Open

1. _____ out the candle.
2. _____ to music.
3. _____ presents.
4. _____ cake.
5. _____ balloons.
6. _____ soda.



Read, Look and Complete.

*Use the underlined words.



1. It's exciting to open presents.



2. Clowns are funny.



3. It's sad when I drop my ice cream.



4. It's fun when I jump.



5. He feels fantastic at the party.

5.

2.

3. Example: s a d

4.

1.