


PROGRAMA NACIONAL DE INGLÉS

Cuaderno de Actividades



Match the Song

Look , Read , Match and Color .




a. "Happy Birthday"

b. "Goodbye"

c. "Baby Shark"

d. "Twinkle, Twinkle Little Star"




Circle the Rhyming Words



Two little monkeys jumping on the **bed**,
one fell off and bumped his **head**,
Mama called the doctor and the doctor said,
"No more monkeys jumping on the bed!"


One little monkey jumping on the bed,
He fell off and bumped his head,
Mama called the doctor and the doctor said,
"Put those monkeys right to bed!"



Jack and Jill
went up the hill,
to fetch a pail of water,
Jack fell down
and broke his crown,
And Jill came tumbling after.


Look, Color, Cut, Glue and Say.

1. Hat




A dashed rectangular box for coloring and cutting.

2. Rock




A dashed rectangular box for coloring and cutting.

3. Star




A dashed rectangular box for coloring and cutting.

4. Bee




A dashed rectangular box for coloring and cutting.


Car



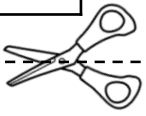

Clock



Tree



Bat





Read and



Write.


Identify Parts of a Song

Activity

4

Work Bank

Author	Stanza	Title	Verse
--------	--------	-------	-------



Itsy Bitsy Spider ← 1. _____


(By: Pablo Raffi) ← 2. _____



The Itsy Bitsy spider
went up the water spout.
Down came the rain, and
washed the spider out. ← 3. _____



Up came the sun ← 4. _____



and dried up all the rain,
and the Itsy Bitsy spider
went up the spout again.

Order a Song



Listen ,



Number ,




Write and



Sing .

Itsy Bitsy Spider

1. Down came the rain	5. Out came the sunshine
2. Itsy Bitsy spider	6. climbed up the spout again.
3. and washed poor Itsy out.	7. and Itsy Bitsy spider
4. climbed up the water spout.	8. and dried up all the rain



- a. _____
- b. _____
- c. _____
- d. _____

- e. _____
- f. _____
- g. _____
- h. _____



Look ,



Read and



Complete .

1. We use _____ to ask about things.



- a. who
- b. why
- c. what

2. We use _____ to ask about a person or people.



- a. why
- b. who
- c. how


3.



We use _____ to ask about a place.

- a. what
- b. when
- c. where

4. We use _____ to ask about time.



- a. when
- b. how
- c. why



Look,



Read and,



Mark.





Teacher makes a choral repetition and mark the rhyme.

My name is Sam. I have a black dog.
My dog's name is Maggie.
Maggie loves to play. She is five years old.
Maggie is my friend!



<p>1. Who has a dog?</p>	<p>a. <input type="checkbox"/> Maggie c. <input type="checkbox"/> Pam</p>	<p>b. <input type="checkbox"/> Sam d. <input type="checkbox"/> Joe</p>
<p>2. What does he have?</p>	<p>a. <input type="checkbox"/> a cat c. <input type="checkbox"/> a book</p>	<p>b. <input type="checkbox"/> a fish d. <input type="checkbox"/> a dog</p>
<p>3. Who likes to play?</p>	<p>a. <input type="checkbox"/> Sam c. <input type="checkbox"/> Maggie</p>	<p>b. <input type="checkbox"/> Joe d. <input type="checkbox"/> Pam</p>
<p>4. How old is she?</p>	<p>a. <input type="checkbox"/> four c. <input type="checkbox"/> one</p>	<p>b. <input type="checkbox"/> six d. <input type="checkbox"/> five</p>

Color the Feelings

 Read,  Unscramble,  Write and  Color.



1. This is an (**edexit**) _____ face.
Color the emotion orange.



2. This is a (**deurspsir**) _____ face.
Color the emotion yellow.



3. This is an (**ryagn**) _____ face.
Color the emotion red.




4. This is a (**dsa**) _____ face.
Color the emotion gray.





5. This is a (**doebr**) _____ face.
Color the emotion blue.



6. This is a (**yphap**) _____ face.
Color the emotion green.



Write a Song and Sing it

 Write and  Sing.

A large rectangular box containing a musical notation template. At the top left is a single eighth note icon. At the top right is a treble clef icon. Below these is a horizontal line. Underneath are seven more horizontal lines, providing a staff for writing a song.