




# PROGRAMA NACIONAL DE INGLÉS

## Cuaderno de Actividades



 Read,  Color,  Cut,  Glue and  Act out.

\*Cut the puppets below and glue them in a wooden stick.





**Joshua:** Leslie... Hey, Leslie!

**Leslie:** Hi, Joshua!

**Joshua:** Nat wants to drink some water,  
and I don't have any. Do you  
have any water that you can share?

**Leslie:** Yes, of course.  
Here you are, Nat.

**Nat:** Thank you, Joshua and Leslie!





Look,



Read,



Complete and



Color.

1.

a. Larissa: You're welcome.

2.

b. Vale: Hi, Larissa! Can you help me, please?

3.

c. Vale: Thanks, Larissa!

4.

d. Larissa: Hi, Vale! Yes of course.


5.

e. Vale: Great! I would like to use your dress for the Spring party. Can you let me borrow that dress?

6.

f. Larissa: Sure!





# Dialogue Matching

Activity 3



Read,



Match and



Complete and



Practice.

1. **Lucy:** Good \_\_\_\_\_, Michelle! May I \_\_\_\_\_?

2. **Michelle:** Hi, Lucy. \_\_\_\_\_, I need some notebooks,  
\_\_\_\_\_.

3. **Lucy:** \_\_\_\_\_ next to the pencils in the \_\_\_\_\_  
# 2.

4. **Michelle:** Oh, I \_\_\_\_\_ them. Great!

5. **Lucy:** Do you \_\_\_\_\_ anything \_\_\_\_\_?

6. **Michelle:** Yes, \_\_\_\_\_ that beautiful pen.

7. **Lucy:** \_\_\_\_\_ you are.

8. **Michelle:** Thank you!

a. need - else

b. Here

c. afternoon - help you

d. I want




e. Yes - please

f. see

g. They are - hall

# Needs and Desires Chart

 Read, 
  Think, 
  Draw and 
  Color.

I want	I need	I wish
		



Read,



Complete,



Say and



Color.

## Word Bank

- a. need to sleep    b. want to have some food    c. want to talk to my friends  
d. need to take medicine



1. I am hungry.

I \_\_\_\_\_.



2. I am not feeling well.

I \_\_\_\_\_.



3. I am bored.

I \_\_\_\_\_.



4. I am feeling tired.

I \_\_\_\_\_.

# Ways you Can Ask for Help



Read,



Unscramble,



Write and



Practice.

1. the/Can/you/please?/car/wash

---

2. need/to/I/my/hands./wash


---

3. clean/toys./I/you/to/need/up/the

---

4. help/wash/me/dishes?/Can/you/the

---



# Secret Message

 Look, 
  Find, 
  Circle and 
  Write.

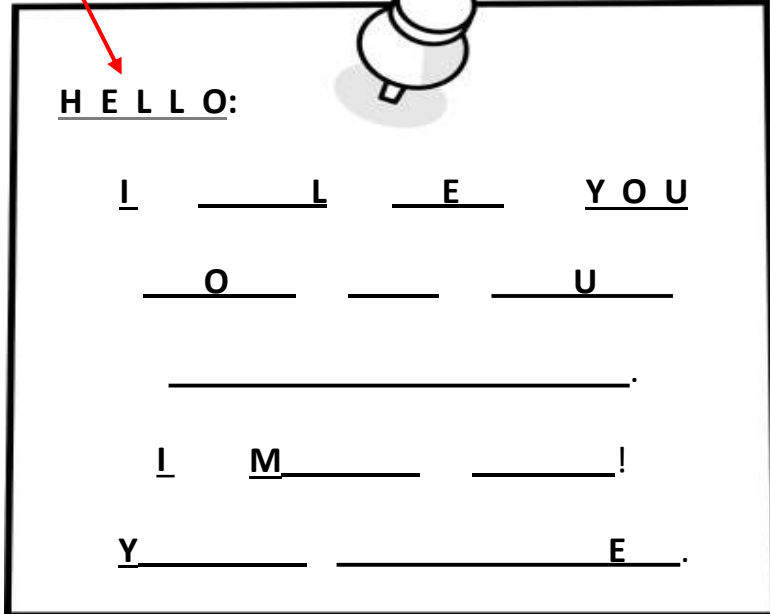
**Example:**

H	E	L	S	L	O	R	P	Y	O	U	W	W	I	L
L	S	E	E	S	E	Y	U	O	S	U	I	S	O	O
S	O	O	N	H	I	N	U	I	E	N	L	O	U	R
C	L	A	C	S	S	M	R	O	E	O	L	M	I	M
I	S	A	S	Y	O	U	Y	O	U	R	T	E	A	C
H	E	E	R	Q	Q	F	T	O	U	R	R	Q	I	L
T	P	A	W	T	D	C	L	A	S	S	R	O	O	M
M	N	Y	H	U	L	V	Y	E	O	X	Q	H	T	B
A	S	J	Y	L	O	P	B	V	H	Z	K	E	R	N
O	K	X	<b>H</b>	<b>E</b>	<b>L</b>	<b>L</b>	<b>O</b>	R	E	K	M	L	Z	Z
F	V	Q	E	Q	G	R	F	G	D	W	I	L	L	R
I	T	I	J	N	U	T	U	L	Y	A	S	O	K	Q
C	M	N	K	X	G	Z	B	B	O	Y	S	T	Z	O

## Word Bank

CLASSROOM	YOUR	<del>HELLO</del>	OUR	SEE	MISS
TEACHER	YOU		SOON	IN	WILL

**Example:**



HELLO:

I \_ \_ \_ L \_ \_ E \_ \_ YOU

\_ \_ \_ O \_ \_ \_ \_ \_ U \_ \_

\_\_\_\_\_.

I \_ M \_ \_ \_ \_ \_ !

Y \_ \_ \_ \_ \_ \_ \_ \_ E \_ \_ .



# Order the Note

Activity

8



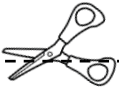
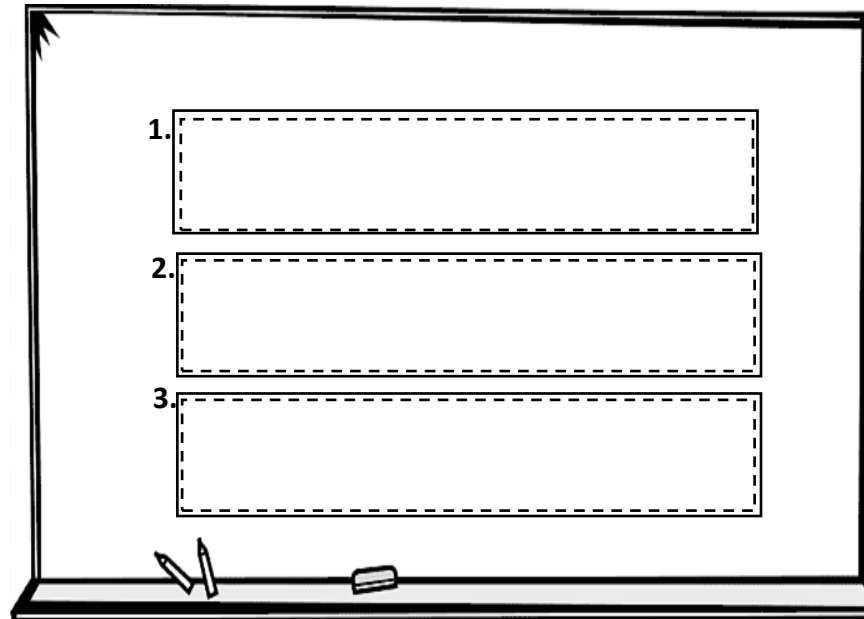
Cut,



Read and



Glue .



**a.** Remember, tomorrow we will meet at the skating rink at 5 o'clock.

**b.** See you there.

-Emily

**c.** Kevin,

April. 9<sup>th</sup>, 2024

 Look,  Read,  Think and  Write.

**Example:**

