



Estado  
de Coahuila

Secretaría de Educación



# PROGRAMA NACIONAL DE INGLÉS

## CUADERNO DE ACTIVIDADES









3rd Grade  
Unit: 2

Activity 5

## Feelings Face Cards

 Look,  Draw,  Cut and  Color.

Example:

 <p>happy</p>	 <p>sad</p>	 <p>surprised</p>	 <p>angry</p>
--	---	--	---



# Color the Feelings

## Word Bank

Read, Unscramble, Write and Color.

a)happy	b)mad	c)excited
d)surprised	e)sad	<del>f)bored</del>

Example:



1. This is an (~~edecxit~~) excited face.  
Color it orange.



2. This is a (~~deurspsir~~) \_\_\_\_\_ face.  
Color it yellow.



3. This is a (~~amd~~) \_\_\_\_\_ face.  
Color it red.



4. This is a (~~dsa~~) \_\_\_\_\_ face.  
Color it gray.



5. This is a (~~doebr~~) \_\_\_\_\_ face.  
Color it blue.



6. This is a (~~ypchap~~) \_\_\_\_\_ face.  
Color it green.



# Parts of the Song

 Look,  Read and  Write.

**Mom's Pie**  1 \_\_\_\_\_

(By Isabella Flavel)  2 Author

**Example:**

Mom told dad and Dad told me,

to get Mom an apple from the apple tree,  3 \_\_\_\_\_

to bake in a pie for the family.

A big green apple from the apple tree!

Mmm apple pie, man! Green apples for the apple pie!



## Word Bank

Stanza

~~Author~~

Verse

Title

I told my sister as clear as can be,

to get Mom an orange from the orange tree,

to bake in a pie for the family.

A big sweet orange from the orange tree!

We need oranges! Lots of oranges! Orange pie!



4 \_\_\_\_\_


# Identify Parts of a Song

Look, Cut, Glue and Color.

Example:

Itsy bitsy spider

Title



Itsy bitsy spider

1

Title

(By Pablo Raffi)

2




The itsy bitsy spider  
went up the water spout.  
Down came the rain, and  
washed the spider out.

3



Up came the sun  
and dried up all the rain,  
and the itsy bitsy spider  
went up the spout again

4



Stanza

~~Title~~

Verse

Author