



# PROGRAMA NACIONAL DE INGLÉS


## Cuaderno de Actividades



# Match the Song

Activity 1


Look , Read , Match and Color .



- "Happy  
a. Birthday"  
  
b. "Goodbye"

c. "Baby Shark"

d. "Twinkle, Twinkle  
Little Star"



# Circle the Rhyming Words

Activity

2



Read ,



Find ,




Circle and



Say .

Two little monkeys jumping on the **bed**,  
one fell off and bumped his **head**,  
Mama called the doctor and the doctor said,  
"No more monkeys jumping on the bed!"


One little monkey jumping on the bed,  
He fell off and bumped his head,  
Mama called the doctor and the doctor said,  
"Put those monkeys right to bed!"




Jack and Jill  
went up the hill,  
to fetch a pail of water,  
Jack fell down  
and broke his crown,  
And Jill came tumbling after.

Look, Color, Cut, Glue and Say.


**1. Hat**




**2. Rock**




**3. Star**




**4. Bee**




**Car**




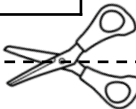
**Clock**





**Tree**



**Bat**





Read and



Write .


# Identify Parts of a Song

Activity

4

## Word Bank

Author Stanza Title Verse




Itsy Bitsy Spider ← 1. \_\_\_\_\_

(By: Pablo Raffi) ← 2. \_\_\_\_\_



The Itsy Bitsy spider  
went up the water spout.  
Down came the rain, and  
washed the spider out. ← 3. \_\_\_\_\_



Up came the sun ← 4. \_\_\_\_\_  
and dried up all the rain,  
and the Itsy Bitsy spider  
went up the spout again.



# Order a Song



Listen ,



Number ,




Write and



Sing .

## Itsy Bitsy Spider

1. Down came the rain	5. Out came the sunshine
2. Itsy Bitsy spider	6. climbed up the spout again.
3. and washed poor Itsy out.	7. and Itsy Bitsy spider
4. climbed up the water spout.	8. and dried up all the rain



a.

b.

c.

d.

e.

f.

g.

h.



Look ,



Read and



Complete .

1. We use \_\_\_\_\_ to ask about things.




- a. who
- b. why
- c. what

2. We use \_\_\_\_\_ to ask about a person or people.



- a. why
- b. who
- c. how


3.



We use \_\_\_\_\_  
to ask about a place.

- a. what
- b. when
- c. where

4. We use \_\_\_\_\_ to ask about time.



- a. when
- b. how
- c. why





## 3rd Grade Unit 2

# Let's Chant!

Activity

7



Look,



Read and,



Mark.

Teacher makes a choral repetition and mark the rhyme.

My name is Sam. I have a black dog.  
My dog's name is Maggie.  
Maggie loves to play. She is five years old.  
Maggie is my friend!



1. Who has a dog?	a. <input type="checkbox"/> Maggie c. <input type="checkbox"/> Pam	b. <input type="checkbox"/> Sam d. <input type="checkbox"/> Joe
2. What does he have?	a. <input type="checkbox"/> a cat c. <input type="checkbox"/> a book	b. <input type="checkbox"/> a fish d. <input type="checkbox"/> a dog
3. Who likes to play?	a. <input type="checkbox"/> Sam c. <input type="checkbox"/> Maggie	b. <input type="checkbox"/> Joe d. <input type="checkbox"/> Pam
4. How old is she?	a. <input type="checkbox"/> four c. <input type="checkbox"/> one	b. <input type="checkbox"/> six d. <input type="checkbox"/> five

# Color the Feelings



Read,



Unscramble,



Write and



Color.



1. This is an (**edecxit**) \_\_\_\_\_ face.  
Color the emotion orange.



2. This is a (**deurspsir**) \_\_\_\_\_ face.  
Color the emotion yellow.



3. This is an (**ryagn**) \_\_\_\_\_ face.  
Color the emotion red.



4. This is a (**dsa**) \_\_\_\_\_ face.  
Color the emotion gray.



5. This is a (**doebr**) \_\_\_\_\_ face.  
Color the emotion blue.



6. This is a (**yphap**) \_\_\_\_\_ face.  
Color the emotion green.



3rd Grade  
Unit 2

# Write a Song and Sing it

Activity

9



Write and



Sing.



\_\_\_\_\_



\_\_\_\_\_

\_\_\_\_\_

\_\_\_\_\_

\_\_\_\_\_

\_\_\_\_\_

\_\_\_\_\_

\_\_\_\_\_

\_\_\_\_\_