



Estado
de Coahuila

Secretaría de Educación








PROGRAMA NACIONAL DE INGLÉS

CUADERNO DE ACTIVIDADES





Dialogue

 Color,  Cut,  Glue,  Read and  Act out.


Joshua: Leslie... Hey, Leslie!

Leslie: Hi, Joshua!

Joshua: Nat wants to drink some water,
and I don't have any. Do you
have any water that you can share?

Leslie: Yes, of course.
Here you are, Nat.


Nat: Thank you, Joshua and Leslie!



Joshua



Leslie



Nat



Unscramble the dialogue

 Look,  Read,  Add and  Color.

Example

- a) 1. Vale: Hi, Larissa! Can you help me, please?
- b) 2. Larissa: You're welcome.
- c) 3. Vale: Thanks, Larissa!
- d) 4. Larissa: Hi, Vale! Yes of course.
- e) 5. Vale: Great! I would like to use your dress for the Halloween party. Can you let me borrow that dress?
- f) 6. Larissa: Sure!





Read, Complete, Say and Color.

Word Bank

Example:



- | | |
|-------------------------------|--------------------------------------|
| a) need to sleep | b) want to have some food |
| c) want to talk to my friends | d) need to take medicine |

1. I am hungry.

I want to have some food.

2. I am not feeling well.

I _____.



3. I am bored.

I _____.



4. I am feeling tired.

I _____.

Dialogue Matching

 Read,  Match and  Complete.

Example:

1. **Lucy:** Good afternoon Michelle!
May I help you?

2. **Michelle:** Hi, Lucy. _____, I need
some notebooks, _____.

3. **Lucy:** _____ next to the pencils
in _____ #2.

4. **Michelle:** Oh, I _____ them. Great!

5. **Lucy:** Do you _____ anything _____?

6. **Michelle:** Yes, _____ that beautiful pen.

7. **Lucy:** _____ you are.

8. **Michelle:** Thank you!



a) need - else

b) Here

c) afternoon - help you

d) I want

e) Yes - please

f) see

g) They are - hall