

PROGRAMA NACIONAL DE INGLÉS

Cuaderno de Actividades

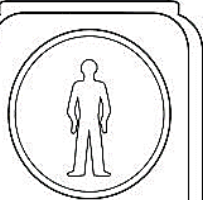





*Discuss with your classmates the importance of signs.

1.

a.



b.



2.

a.



b.





Look ,



Read and



Color .


1. STOP 

2. NO PARKING 

3. RESTAURANT 



4. NO TURN LEFT 

5. SPEED 



Match the Symbols

 Look,
  Read,
  Match and
  Say.



1. Walk straight

2. Walk up the stairs

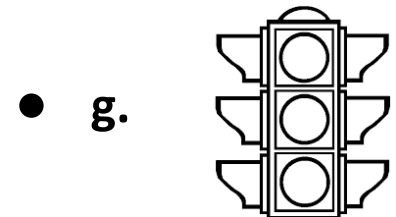

3. Walk down the stairs

4. Turn left

5. Turn right

6. Traffic light

7. Do not run





Look,



Complete,

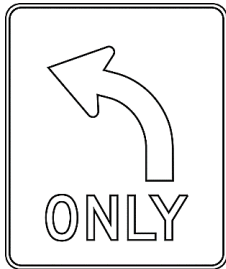


Color and




Spell.

1.



T__rn l__ft

2.



D__n't t__u__h

3.



D__ng__r

4.



St__p

5.



C__ut__on, w__t fl__ _r

 Read,  Cut,  Glue and  Say.



1.



2.



3.



4.



5.

a. Danger

b. Do not enter

c. Don't pass

d. Don't touch

e. Wet floor




Example:

Word Bank

a. Directions b. Warnings c. Prohibitions



1. Prohibitions



2.



3.

What do you know about signs?

Look, Read and Mark.



DANGER



1. Signs are images.
2. Signs are important.
3. Signs are for adults.
4. These images are useful.
5. Signs are good for you to follow.

T	F
T	F
T	F
T	F
T	F



Look,



Read,



Circle and



Underline.

*Circle the capital letters and underline the lowercase letters.


Example:

1.




Walk up the stairs.

2.



Walk straight.

3.




Turn right.

4.



Do not run.

5.



Turn left.

6.



Walk down the stairs.

Make your Signs

 Look ,  Draw ,  Write and  Color .

Example:



Do not ride a bike here.

