



# PROGRAMA NACIONAL DE INGLÉS

## Cuaderno de Actividades





**2nd Grade**  
**Unit 3**

# Label the Plant

Activity **1**



Look ,



Read ,

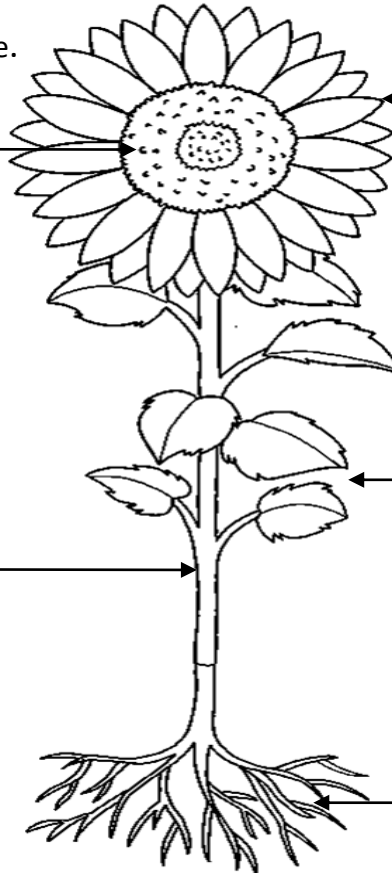


Cut and



Glue.

2.



1.

3.

4.

5.

flower


stem

leaves

roots

seeds







## 2nd Grade Unit 3



Read,



Write and



Color.

# Planting a Plant

Activity

2

## Word Bank

Materials

Instructions

1. Put the soil in the pot.
2. Make a hole in the soil.
3. Put the seeds in the hole.
4. Water the seeds.



- Pot
- Soil
- Seeds
- Water

a. \_\_\_\_\_

b. \_\_\_\_\_

# How to Grow a Seed

Activity

3



Look ,



Read and



Complete .



1. a \_ \_ot



2. s \_ \_ds



3. \_ \_il



4. w \_ \_t \_r



5. \_ \_un \_ \_i \_ \_h \_ \_

## Word Bank

a pot  
seeds  
soil  
sunlight  
water



Look ,



Read ,



Find and



Color .



1. Water



2. Soil



3. Sun




4. Seeds



**What does a plant need?**

## Instructions:

1. Color the **capital letters** 

2. Color the **question mark** 

3. Color the **lower case letters** 

# What does a plant need?

Activity 5




Listen ,




Read and



Mark .

☐


1. A plant needs orange juice.

☐


2. A plant needs soil.

☐

3. A plant needs eggs.

☐

4. A plant needs sunlight.

☐

5. A plant needs water.



# Word Search

Activity

6



Look ,



Read ,



Find and



Circle .



J	V	I	O	V	R	N	L	A	R
H	S	R	Z	C	P	O	T	N	F
P	X	W	C	Q	V	Z	F	K	M
Q	Q	T	P	N	P	H	S	T	L
K	K	L	L	A	S	W	U	R	Y
I	P	S	A	F	F	A	N	H	Q
W	U	O	N	K	S	T	N	O	G
M	T	I	T	U	E	E	Y	L	I
E	R	L	Q	N	E	R	V	E	M
I	T	B	Z	D	D	W	D	F	L

## Word Bank

HOLE  
PLANT  
POT  
PUT  
SEED  
SOIL  
SUNNY  
WATER





Look,



Read,

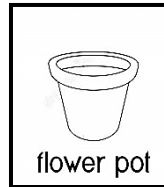


Complete and




Color.

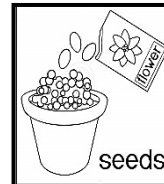
1. \_\_\_\_\_, get the flower pot.




2. \_\_\_\_\_, put soil in the flower pot.




3. \_\_\_\_\_, put seeds in the flower pot.



4. \_\_\_\_\_, water the seeds.



5. \_\_\_\_\_, put the flower pot in the sunlight.



## Word Bank

a. Finally

b. First

d. Next

e. Second

f. Then



## 2nd Grade Unit 3

# Plant Life Cycle

Activity

8




Read ,



Cut and



Glue .



seedling



sprout




seed



flower







Read and



Write .

# Steps to Grow a Plant

Activity

9



1. \_\_\_\_\_ the soil in the pot.

2. \_\_\_\_\_ a hole in the soil.



3. Put the \_\_\_\_\_ in the hole.

4. \_\_\_\_\_ the plant.

5. Put the plant in a sunny \_\_\_\_\_.

## Word Bank

Make  
place  
Put  
seed  
Water



# Unit Review



Listen and



Write .



\*Teachers, practice with your Ss the Unit vocabulary, spelling and dictation.