



Estado
de Coahuila

Secretaría de Educación



PROGRAMA NACIONAL DE INGLÉS

CUADERNO DE ACTIVIDADES





2nd Grade
Unit: 1




Say



Color



Thank you



Goodbye



You're welcome



Good Morning



Please



Hello

Courtesy Expressions

Activity 13



2nd Grade
Unit: 1

Saying Polite Expressions

Activity 14



Read



Write




Color

1



2



3



#16885269T

Word Bank

Good Night
Please
How are you?
Hello
Goodbye

4



5



Answer Key: 1. Goodbye 2. Hello 3. How are you? 4. Please 5. Good Night





2nd Grade
Unit: 1

Greetings, Farewell and Courtesy Expressions

Activity 15



Read



Complete



Color

Word Bank

Alan Hi, how are you? Bye I'm fine, thank you!

Hello!

My name is
Mary, What's
your name?

Goodbye!



GIRL



BOY

What's
your name?

My name is
_____.

Answer Key: Girl: I'm fine, thank you! Boy: Hi, how are you? Alan, Bye





2nd Grade
Unit: 1

Rules



Activity 16




Classify the phrases or words and glue them under the correct picture.



HOME



SCHOOL



Word Bank

Raise your hand

Say: Goodbye!

Help others

Say: Hello!

Say: Sorry!

Speak without shouting

Be quiet

Answer Key: SCHOOL: Say: Hello!, Say: Goodbye!, Be quiet, Raise your hand, Help others, Speak without shouting.
HOME: Say: Hello!, say: Good bye!, Say: Sorry!, Help others, Help others, Speak without shouting.



Coexistence Rules



Match the phrases or words with the correct image.

1



a) Raise your hand

4



2



b) Speak without shouting

5



c) Say: Sorry!

d) Say: Hello!

3



e) Help others

f) Be quiet

6





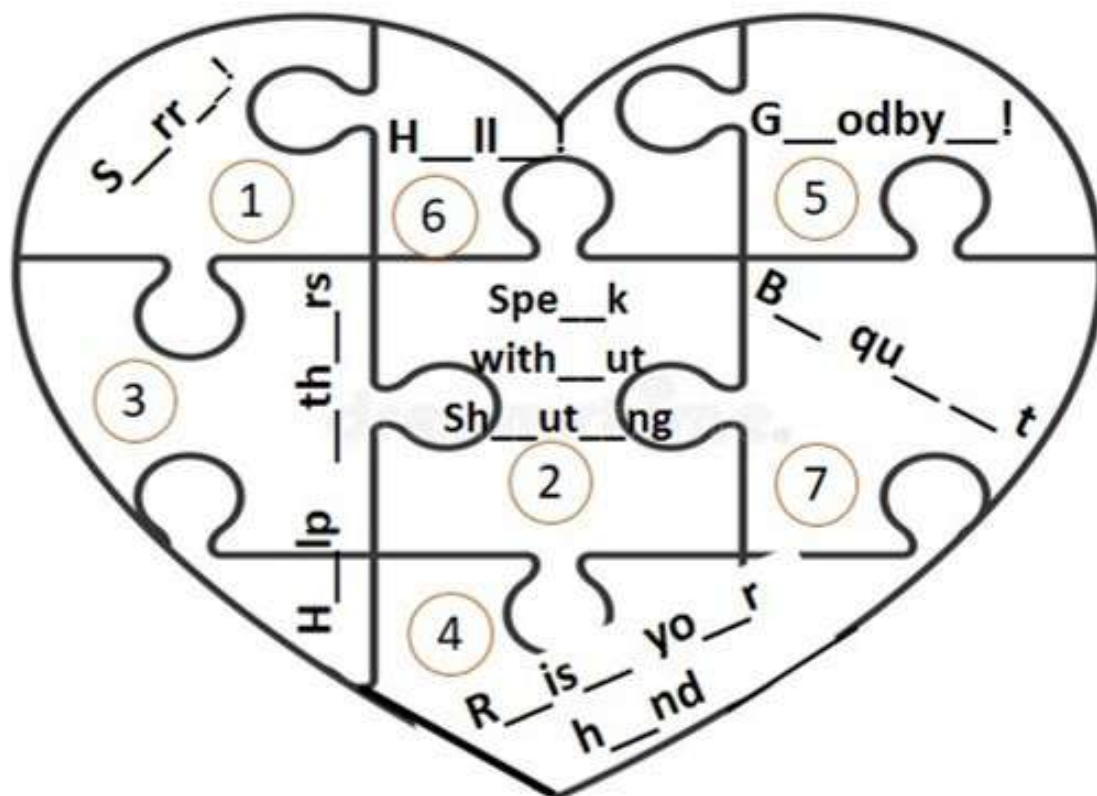
2nd Grade
Unit: 1

Heart Puzzle

Activity 18



Complete the words and color the heart puzzle.



Word Bank

Sorry!

Speak without shouting

Help others

Raise your hand

Goodbye!

Hello!

Be quiet

Answer Key: 1- Sorry!, 2-Speak without shouting, 3- Help others, 4-Raise your hand, 5-Goodbye!, 6- Hello!, 7- Be quiet

