

PROGRAMA NACIONAL DE INGLÉS

Cuaderno de Actividades



Look, Read, Think and Write.

Example:

See the Bug



See the bug
on the rug.
I will give
his leg a tug.

stanza

See him run → verse
see him go.
He did not like it.
No! no!

The Fat Cat



I had a cat
who was so fat.
He could not even
sit on his mat. → 1. _____


He had a hat
that did not fit.
He put it on
and then it split! → 2. _____

 Look,  Read,  Match,  Color and  Say.

1.  blue ●

● a. bat



2.  cat ●

● b. shoe



3.  do ●

● c. high



4.  sky ●

● d. two



Humpty Dumpty



Look ,



Read ,




Underline and



Color .

*Underline the words that rhyme.



Humpty Dumpty sat on a wall,

Humpty Dumpty had a great fall.

All the King's horses and all the King's men,

couldn't put Humpty together again.

Find the Rhyming Words



Look,



Find,

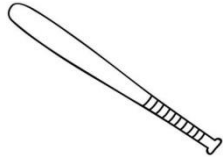


Circle and




Color.

1.




Bat



Apple



Cat



Camel


2.



Dog



Bear




Sun



Frog

3.



Ant



Plant



Giraffe



Lion




Look ,



Read and



Match .



- A. How painful!
- B. What a big cat!
- C. How pretty she is!
- D. What a fall!
- E. What a beautiful dress!




Word Bank

a. another b. Blue c. do d. other e. shoe f. two

Betty Blue

1. Little Betty _____,
2. lost her holiday _____.
3. What should little Betty _____?
4. Give her _____
5. to match the _____,
6. and then she will walk in _____.





Parts of the Poem

"Little Betty Blue"



Read ,



Classify and



Write .

Sentences Bank

Little Betty Blue
lost her holiday shoe
shoe - blue

Title	Verse	Rhyme



*Circle the words that rhyme and draw the characters.

Example:


Humpty Dumpty

Humpty Dumpty sat on a wall.

Humpty Dumpty had a great fall.

All the King's horses and all the King's men,

couldn't put Humpty together again.



Jack and Jill

Jack and Jill

went up the hill,

to fetch a pail of water;

Jack fell down

and broke his crown,

and Jill came tumbling after.



Ordering the Rhyme

Look, Number, Color, Cut and Glue.

*Ss order the story and glue it in their notebooks.

