



PROGRAMA NACIONAL DE INGLÉS

Cuaderno de Actividades





Read and



Write.

Word Bank

barbecue elote guacamole pozole tacos tamales



1. _____



2. _____



3. _____



4. _____



5. _____



6. _____



A Delicious Recipe

Activity 2

1.

2.

3.

4.

Guacamole

3 Jalapeño peppers
2 Tomatoes
Bunch of coriander leaves
1 Onion
3 Avocados
Lemon juice

Slice three avocados in half.
Remove the pit and scoop them into a mixing bowl.
Then use a fork to gently mash them smooth.
Add onions, tomatoes, coriander, jalapeño pepper,
lemon juice and salt.
Stir everything together.
Enjoy it!

Servings: 6-8

Word Bank

- ❖ Ingredients
- ❖ Preparation steps
- ❖ Servings
- ❖ Title



Read and



Match.

Mexican Dishes

Activity

3

1. Tostadas



- a. Is a popular Mexican sauce made with chili, tortillas, tomato, onions and chocolate.

2. Tamales



- b. They are corn with mayonnaise, chilli and other ingredients and is possible to be found at any corner of Mexico.

3. Mole



- c. They are pockets of corn filled with meat, cheese, fruit or veggies.

4. Elote



- d. Are tortillas fried in boiling oil until they become crunchy and golden.

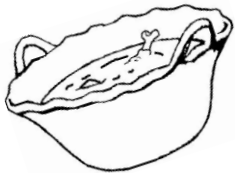


Read and



Write .

*Write a “T” if the sentence is True, write a “F” if the sentence is False.



1. ____ Pizza is a traditional dish in Mexico.

2. ____ Mole is a traditional dish in Mexico.

3. ____ Tacos are very popular in France.

4. ____ Tostadas and Guacamole are very popular in Mexico.

5. ____ Elote is a traditional snack in Mexico.

6. ____ Tamales is a traditional dish in Mexico.



Prepare your Tostada



Read,



Look and



Write.

*Complete the sentences using the ingredients and preparation steps. You can use the name of the ingredients more than once.

1st Cut the _____.

2nd Cut the _____.

3rd Then, cut the _____.

4th Crumble the _____.

5th Spread the _____ on the tostada.


6th Sprinkle the _____.

7th Add the _____ and the _____ on the tostada.

8th Then, add the _____ slices.

9th And your _____ is ready.
Yummy!!!!!!!

Work Bank





Read and

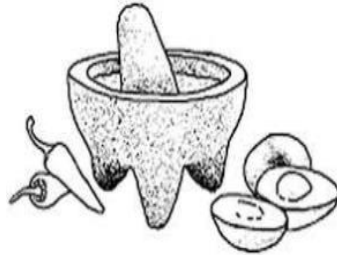


Write.

Guacamole

Ingredients:

- 3 Jalapeño peppers
- 2 Tomatoes
- 1 Bunch of coriander
- 1 Onion
- 3 Avocados
- Lemon juice



Tostadas

Ingredients:

- 10 Tostadas
- 1 Piece of cheese
- 2 Avocados
- 2 Tomatoes
- 1 Piece of lettuce
- 2 Cups of refried beans



1. Which dish has more ingredients? _____.
2. What are the common ingredients between both dishes? _____
_____.
3. Which is your favorite dish? _____.



Read and



Write .

Word Bank

comma

exclamation


question

period

1. Hello, I am a _____.

I am used at the end
of a complete thought.

Mole is a traditional dish in
Mexico.



2. Hello, I am a _____.

I am used to make
a pause between thoughts,
and also to list things.

I like tostadas, elote and mole.



3. Hello, I am a _____

mark. I am used to ask and
request for clarity or information.

Does anyone have any
question?



4. And I am an _____

mark. I am used for strong
feelings.

I am excited!





Read and



Complete.

Using Punctuation Marks

*Complete the paragraphs with the correct punctuation.



Tostadas are tortillas fried in boiling oil until they become crunchy and golden __ Some toppings include beans __ cheese __ cooked meat, seafood and ceviche __



Elote is possible to be found at any corner of Mexico __ It is boiled corn put in a stick as an ice cream __ Salt, chili powder __ lime __ butter, cheese, mayonnaise and sour cream are added in abundance __



Mole is a popular Mexican sauce made with chili __ tortillas __ tomato __ onions and chocolate, its main ingredient __ Everything is fried and then mixed in a blender __



My Favorite Mexican Dish



Draw ,



Write and



Color .

*Make an infographic (a visual image such as a chart or diagram used to represent information) about your favorite Mexican Dish and write a short description. You can use previous activities for help.

A large, empty rectangular box with a black border, intended for creating an infographic about a favorite Mexican dish.
